

**FMWHS - Pick List**  
**B20250422194732**

R202504230650301

Date: 2025-04-23 Time: 6:52 AM  
 Pick Type.: Carton Total Pallets.:  
 Total Orders: 1 Total Item Qty: 262  
 Pick List Creation Status: Completed  
 Pick list Total Ctns/Batch Total Ctns: 16/1269  
 Limited None Ship To: 0079088092461



FC2101161B2\_Floor1

| Item No.  | Item Desc                      | Revision | Revision Desc | Kit Item No. | Qty to Pick | Loc. | Bin Loc. | Case Pack Qty | Cartons to Pick |
|-----------|--------------------------------|----------|---------------|--------------|-------------|------|----------|---------------|-----------------|
| FR13-2226 | EDL Solid Duvet Cover Set      |          |               |              | 10          | WDC  | B2E-01A  | 2             | 5               |
| FR10-2348 | Q Mabel Comforter Mini Set     |          |               |              | 4           | WDC  | B2T-63A  | 2             | 2               |
| FR14-2371 | F/Q MV Open Quilt              |          |               |              | 2           | WDC  | B2U-25A  | 2             | 1               |
| FR14-2363 | F/Q MV Open Quilt              |          |               |              | 2           | WDC  | B2U-33A  | 2             | 1               |
| FR14-2473 | F/Q Geo Quilt                  |          |               |              | 8           | WDC  | B2Y-01A  | 2             | 4               |
| FR10-1738 | EDL Solid Reversible Comforter |          |               |              | 6           | WDC  | B2AA-36A | 2             | 3               |

**FMWHS - Pick List**  
**B20250422194732**

R202504230650301

Date: 2025-04-23 Time: 6:52 AM  
 Pick Type.: Carton Total Pallets.:  
 Total Orders: 1 Total Item Qty: 262  
 Pick List Creation Status: Completed  
 Pick list Total Ctns/Batch Total Ctns: 114/1269  
 Limited None Ship To: 0079088092461



FC2101161B2\_Rack2

| Item No.  | Item Desc                      | Revision | Revision Desc | Kit Item No. | Qty to Pick | Loc. | Bin Loc. | Case Pack Qty | Cartons to Pick |
|-----------|--------------------------------|----------|---------------|--------------|-------------|------|----------|---------------|-----------------|
| FR10-2233 | EDL Solid Reversible Comforter |          |               |              | 14          | WDC  | B2C-16C  | 2             | 7               |
| FR10-2235 | EDL Solid Reversible Comforter |          |               |              | 4           | WDC  | B2D-18D  | 2             | 2               |
| FR13-2224 | EDL Solid Duvet Cover Set      |          |               |              | 4           | WDC  | B2F-12D  | 2             | 2               |
| FR13-2227 | EDL Solid Duvet Cover Set      |          |               |              | 8           | WDC  | B2F-11D  | 2             | 4               |
| FR13-2225 | EDL Solid Duvet Cover Set      |          |               |              | 20          | WDC  | B2F-09C  | 2             | 10              |
| FR14-2474 | K Geo Quilt                    |          |               |              | 2           | WDC  | B2G-02B  | 2             | 1               |
| FR10-1739 | EDL Solid Reversible Comforter |          |               |              | 22          | WDC  | B2K-52B  | 2             | 11              |
| FR12-2355 | Q Mabel Duvet Mini Set         |          |               |              | 2           | WDC  | B2K-24B  | 2             | 1               |
| FR14-2477 | K Floral Quilt                 |          |               |              | 4           | WDC  | B2M-17C  | 2             | 2               |
| FR10-2240 | EDL Solid Reversible Comforter |          |               |              | 2           | WDC  | B2L-34B  | 2             | 1               |
| FR10-2239 | EDL Solid Reversible Comforter |          |               |              | 10          | WDC  | B2M-36B  | 2             | 5               |
| FR14-2475 | T/TXL Floral Quilt             |          |               |              | 2           | WDC  | B2L-38C  | 2             | 1               |
| FR14-2475 | T/TXL Floral Quilt             |          |               |              | 16          | WDC  | B2L-42C  | 2             | 8               |
| FR14-2477 | K Floral Quilt                 |          |               |              | 10          | WDC  | B2L-43C  | 2             | 5               |
| FR14-2476 | F/Q Floral Quilt               |          |               |              | 12          | WDC  | B2L-45C  | 2             | 6               |
| FR11-2369 | STD MV Open Quilt              |          |               |              | 4           | WDC  | B2P-57C  | 4             | 1               |
| FR10-2487 | EDL Printed Reversible Comfort |          |               |              | 8           | WDC  | B2P-18D  | 2             | 4               |
| FR10-2488 | EDL Printed Reversible Comfort |          |               |              | 2           | WDC  | B2P-04D  | 2             | 1               |
| FR14-2372 | K MV Open Quilt                |          |               |              | 4           | WDC  | B2R-08B  | 2             | 2               |
| FR14-2470 | F/Q Block Stripe Quilt         |          |               |              | 10          | WDC  | B2U-06C  | 2             | 5               |
| FR10-2234 | EDL Solid Reversible Comforter |          |               |              | 4           | WDC  | B2Z-08C  | 2             | 2               |
| FR14-2472 | T/TXL Geo Quilt                |          |               |              | 4           | WDC  | B2Z-23D  | 2             | 2               |
| FR14-2472 | T/TXL Geo Quilt                |          |               |              | 6           | WDC  | B2Z-25D  | 2             | 3               |
| FR14-2469 | T/TXL Block Stripe Quilt       |          |               |              | 12          | WDC  | B2Z-26D  | 2             | 6               |
| FR14-2471 | K Block Stripe Quilt           |          |               |              | 4           | WDC  | B2Z-43D  | 2             | 2               |
| FR14-2469 | T/TXL Block Stripe Quilt       |          |               |              | 4           | WDC  | B2AA-20C | 2             | 2               |
| FR10-1737 | EDL Solid Reversible Comforter |          |               |              | 6           | WDC  | B2AD-48D | 2             | 3               |
| FR12-2492 | EDL Solid Duvet Cover Set      |          |               |              | 2           | WDC  | B2AG-01D | 2             | 1               |
| FR10-2489 | EDL Printed Reversible Comfort |          |               |              | 6           | WDC  | B2AF-02D | 2             | 3               |
| FR12-2480 | EDL Print Duvet Cover Set Flor |          |               |              | 6           | WDC  | B2AG-03D | 2             | 3               |
| FR12-2491 | EDL Solid Duvet Cover Set      |          |               |              | 2           | WDC  | B2AG-05B | 2             | 1               |
| FR12-2490 | EDL Solid Duvet Cover Set      |          |               |              | 4           | WDC  | B2AG-06B | 2             | 2               |
| FR12-2483 | EDL Print Duvet Cover Set      |          |               |              | 2           | WDC  | B2AG-06D | 2             | 1               |
| FR12-2482 | EDL Print Duvet Cover Set      |          |               |              | 2           | WDC  | B2AG-11D | 2             | 1               |
| FR10-2484 | EDL Printed Reversible Comfort |          |               |              | 2           | WDC  | B2AF-14B | 2             | 1               |
| FR10-2485 | EDL Printed Reversible Comfort |          |               |              | 2           | WDC  | B2AF-18D | 2             | 1               |
| FR10-2489 | EDL Printed Reversible Comfort |          |               |              | 2           | WDC  | B2AG-19D | 2             | 1               |

**FMWHS - Pick List**  
**B20250422194732**

R202504230650302

Date: 2025-04-23 Time: 6:52 AM  
 Pick Type.: Carton Total Pallets.:  
 Total Orders: 4 Total Item Qty: 3228  
 Pick List Creation Status: Completed  
 Pick list Total Ctns/Batch Total Ctns: 348/1269  
 Limited None Ship To: 0079088094461




FC2101162B2\_Floor1

| Item No.  | Item Desc                     | Revision | Revision Desc | Kit Item No. | Qty to Pick | Loc. | Bin Loc. | Case Pack Qty | Cartons to Pick |
|-----------|-------------------------------|----------|---------------|--------------|-------------|------|----------|---------------|-----------------|
| FR20-2197 | Q Sheet Set                   |          |               |              | 3           | WDC  | B2A-05A  | 3             | 1               |
| FR20-1555 | Q HD 300TC Arctic Ice         |          |               |              | 15          | WDC  | B2A-13A  | 3             | 5               |
| FR20-1553 | T HD 300TC Arctic Ice         |          |               |              | 3           | WDC  | B2C-32A  | 3             | 1               |
| FR20-324  | F Stripe Sheet Set            |          |               |              | 16          | WDC  | B2B-30A  | 2             | 8               |
| FR20-321  | K Stripe Sheet Set            |          |               |              | 32          | WDC  | B2C-29A  | 2             | 16              |
| FR20-2263 | Sheet Set                     |          |               |              | 6           | WDC  | B2C-17A  | 2             | 3               |
| FR20-2195 | T Sheet Set                   |          |               |              | 6           | WDC  | B2C-05A  | 3             | 2               |
| FR73-2338 | Wash Towel                    |          |               |              | 6           | WDC  | B2C-02A  | 6             | 1               |
| FR20-2204 | K Sheet Set                   |          |               |              | 4           | WDC  | B2D-10A  | 2             | 2               |
| FR20-1582 | Q Modavari Bamboo Dark shadow |          |               |              | 18          | WDC  | B2D-13A  | 3             | 6               |
| FR20-2259 | Sheet Set                     |          |               |              | 2           | WDC  | B2E-25A  | 2             | 1               |
| FR20-2186 | K Mood Indigo Sheet Set       |          |               |              | 10          | WDC  | B2E-31A  | 2             | 5               |
| FR20-2185 | Q Mood Indigo Sheet Set       |          |               |              | 12          | WDC  | B2D-33A  | 3             | 4               |
| FR20-2264 | Sheet Set                     |          |               |              | 2           | WDC  | B2E-33A  | 2             | 1               |
| FR40-2174 | Simpson Room Darkening        |          |               |              | 6           | WDC  | B2E-41A  | 3             | 2               |
| FR73-2211 | Hand Towel                    |          |               |              | 12          | WDC  | B2E-48A  | 6             | 2               |
| FR73-2341 | Wash Towel                    |          |               |              | 18          | WDC  | B2D-52A  | 6             | 3               |
| FR20-297  | T Solid Sheet Set             |          |               |              | 6           | WDC  | B2E-52A  | 2             | 3               |
| FR73-2340 | Hand Towel                    |          |               |              | 24          | WDC  | B2D-56A  | 6             | 4               |
| FR40-2176 | Simpson Room Darkening        |          |               |              | 6           | WDC  | B2E-61A  | 3             | 2               |
| FR73-1972 | Hand Towel                    |          |               |              | 24          | WDC  | B2E-64A  | 6             | 4               |
| FR73-1962 | Bath Sheet Towel              |          |               |              | 24          | WDC  | B2F-64A  | 3             | 8               |
| FR73-1961 | Wash Towel                    |          |               |              | 42          | WDC  | B2F-49A  | 6             | 7               |
| FR40-1871 | Besset Window Panel           |          |               |              | 8           | WDC  | B2F-17A  | 4             | 2               |
| FR21-2199 | S Pillowcase                  |          |               |              | 16          | WDC  | B2H-06A  | 4             | 4               |
| FR73-1984 | Hand Towel                    |          |               |              | 24          | WDC  | B2J-69A  | 6             | 4               |
| FR73-1976 | Hand Towel                    |          |               |              | 24          | WDC  | B2J-68A  | 6             | 4               |
| FR20-2459 | K Sheet Set                   |          |               |              | 18          | WDC  | B2K-40A  | 2             | 9               |
| FR20-2458 | Q Sheet Set                   |          |               |              | 38          | WDC  | B2K-24A  | 2             | 19              |
| FR20-2268 | Q North Atlantic Sheet Set    |          |               |              | 9           | WDC  | B2J-07A  | 3             | 3               |
| FR21-2187 | STD Mood Indigo Pillowcase    |          |               |              | 16          | WDC  | B2J-03A  | 4             | 4               |
| FR73-1959 | Bath Towel                    |          |               |              | 45          | WDC  | B2L-01A  | 3             | 15              |
| FR73-1971 | Bath Towel                    |          |               |              | 36          | WDC  | B2L-07A  | 3             | 12              |
| FR73-1959 | Bath Towel                    |          |               |              | 30          | WDC  | B2L-16A  | 3             | 10              |
| FR73-1967 | Bath Towel                    |          |               |              | 3           | WDC  | B2L-28A  | 3             | 1               |
| FR73-1983 | Bath Towel                    |          |               |              | 36          | WDC  | B2L-36A  | 3             | 12              |
| FR73-1978 | Bath Sheet Towel              |          |               |              | 3           | WDC  | B2L-37A  | 3             | 1               |
| FR73-1983 | Bath Towel                    |          |               |              | 9           | WDC  | B2L-41A  | 3             | 3               |
| FR20-2001 | K Bamboo Sheet Set            |          |               |              | 12          | WDC  | B2N-63A  | 2             | 6               |
| FR20-2000 | Q Bamboo Sheet Set            |          |               |              | 21          | WDC  | B2N-62A  | 3             | 7               |
| FR20-1577 | Q Modavari Bamboo Monument    |          |               |              | 21          | WDC  | B2N-61A  | 3             | 7               |
| FR20-1578 | K Modavari Bamboo Monument    |          |               |              | 4           | WDC  | B2N-58A  | 2             | 2               |

**FMWHS - Pick List**  
**B20250422194732**

R202504230650302

Date: 2025-04-23 Time: 6:52 AM  
 Pick Type.: Carton Total Pallets.:  
 Total Orders: 4 Total Item Qty: 3228  
 Pick List Creation Status: Completed  
 Pick list Total Ctns/Batch Total Ctns: 348/1269  
 Limited None Ship To: 0079088094461



FC2101162B2\_Floor1

| Item No.  | Item Desc                      | Revision | Revision Desc | Kit Item No. | Qty to Pick | Loc. | Bin Loc. | Case Pack Qty | Cartons to Pick |
|-----------|--------------------------------|----------|---------------|--------------|-------------|------|----------|---------------|-----------------|
| FR20-2000 | Q Bamboo Sheet Set             |          |               |              | 12          | WDC  | B2N-54A  | 3             | 4               |
| FR20-2011 | K Bamboo Sheet Set             |          |               |              | 6           | WDC  | B2N-52A  | 2             | 3               |
| FR20-317  | T Stripe Sheet Set             |          |               |              | 22          | WDC  | B2R-18A  | 2             | 11              |
| FR20-320  | Q Stripe Sheet Set             |          |               |              | 28          | WDC  | B2R-22A  | 2             | 14              |
| FR20-300  | Q Solid Sheet Set              |          |               |              | 24          | WDC  | B2Q-41A  | 2             | 12              |
| FR20-2191 | Q Sheet Set                    |          |               |              | 46          | WDC  | B2Q-48A  | 2             | 23              |
| FR20-325  | Q Stripe Sheet Set             |          |               |              | 26          | WDC  | B2Q-49A  | 2             | 13              |
| FR20-1536 | F HD 300TC Cloudburst Sheet Se |          |               |              | 3           | WDC  | B2Z-03A  | 3             | 1               |
| FR40-1897 | Allen Window Panel             |          |               |              | 12          | WDC  | B2Z-18A  | 4             | 3               |
| FR40-1898 | Allen Window Panel             |          |               |              | 4           | WDC  | B2Z-39A  | 4             | 1               |
| FR20-2451 | Q Sheet Set                    |          |               |              | 3           | WDC  | B2AA-59A | 3             | 1               |
| FR20-2269 | K North Atlantic Sheet Set     |          |               |              | 6           | WDC  | B2AA-32A | 2             | 3               |
| FR20-285  | Q Solid Sheet Set              |          |               |              | 2           | WDC  | B2AB-01A | 2             | 1               |
| FR20-2443 | T Sheet Set                    |          |               |              | 9           | WDC  | B2AC-08A | 3             | 3               |
| FR20-1573 | K Sheet Set                    |          |               |              | 14          | WDC  | B2AC-58A | 2             | 7               |
| FR20-2253 | Sheet Set                      |          |               |              | 2           | WDC  | B2AD-53A | 2             | 1               |
| FR20-2252 | Sheet Set                      |          |               |              | 2           | WDC  | B2AD-47A | 2             | 1               |
| FR20-2439 | Q Troposphere Sheet Set        |          |               |              | 6           | WDC  | B2AE-46A | 3             | 2               |
| FR20-2440 | K Troposphere Sheet Set        |          |               |              | 8           | WDC  | B2AE-33A | 2             | 4               |
| FR20-318  | TXL Stripe Sheet Set           |          |               |              | 12          | WDC  | B2AD-19A | 2             | 6               |
| FR40-1878 | Beckett Window Panel           |          |               |              | 12          | WDC  | B2AE-04A | 4             | 3               |
| FR40-1888 | Shanti Window Panel            |          |               |              | 24          | WDC  | B2AE-03A | 4             | 6               |
| FR20-2445 | Q Sheet Set                    |          |               |              | 15          | WDC  | B2AG-06A | 3             | 5               |
| FR20-2017 | Q EDL solid Fair Orchid Sheet  |          |               |              | 6           | WDC  | B2AG-10A | 2             | 3               |
| FR40-1862 | Besset Window Panel            |          |               |              | 4           | WDC  | B2AF-11A | 4             | 1               |

**FMWHS - Pick List**  
**B20250422194732**

R202504230650302

Date: 2025-04-23 Time: 6:52 AM  
 Pick Type.: Carton Total Pallets.:  
 Total Orders: 4 Total Item Qty: 3228  
 Pick List Creation Status: Completed  
 Pick list Total Ctns/Batch Total Ctns: 659/1269  
 Limited None Ship To: 0079088094461



**FC2101162B2\_Rack2**

| Item No.  | Item Desc                      | Revision | Revision Desc | Kit Item No. | Qty to Pick | Loc. | Bin Loc. | Case Pack Qty | Cartons to Pick |
|-----------|--------------------------------|----------|---------------|--------------|-------------|------|----------|---------------|-----------------|
| FR20-1553 | T HD 300TC Arctic Ice          |          |               |              | 6           | WDC  | B2A-01C  | 3             | 2               |
| FR20-1660 | F Tie Dye Sheet Set            |          |               |              | 4           | WDC  | B2A-04B  | 2             | 2               |
| FR20-1556 | K HD 300TC Arctic Ice          |          |               |              | 2           | WDC  | B2A-08C  | 2             | 1               |
| FR21-2260 | Sheet Set                      |          |               |              | 8           | WDC  | B2A-11C  | 4             | 2               |
| FR21-2265 | Sheet Set                      |          |               |              | 16          | WDC  | B2A-12C  | 4             | 4               |
| FR73-1973 | Wash Towel                     |          |               |              | 30          | WDC  | B2A-41B  | 6             | 5               |
| FR73-1974 | Bath Sheet Towel               |          |               |              | 18          | WDC  | B2A-43B  | 3             | 6               |
| FR73-1960 | Hand Towel                     |          |               |              | 24          | WDC  | B2A-49B  | 6             | 4               |
| FR21-2205 | S Pillowcase                   |          |               |              | 12          | WDC  | B2B-53C  | 4             | 3               |
| FR21-2266 | Sheet Set                      |          |               |              | 4           | WDC  | B2B-50C  | 4             | 1               |
| FR21-2050 | K Pillowcase EDL Solid Bright  |          |               |              | 12          | WDC  | B2B-46D  | 4             | 3               |
| FR20-2202 | F Sheet Set                    |          |               |              | 21          | WDC  | B2C-37C  | 3             | 7               |
| FR20-290  | Q Solid Sheet Set              |          |               |              | 12          | WDC  | B2B-31D  | 2             | 6               |
| FR20-2201 | T Sheet Set                    |          |               |              | 12          | WDC  | B2C-30B  | 3             | 4               |
| FR20-2203 | Q Sheet Set                    |          |               |              | 15          | WDC  | B2C-30C  | 3             | 5               |
| FR21-2012 | STD Bamboo Pillowcase          |          |               |              | 8           | WDC  | B2C-28B  | 4             | 2               |
| FR20-1658 | T Tie Dye Sheet Set            |          |               |              | 8           | WDC  | B2B-27C  | 2             | 4               |
| FR20-2203 | Q Sheet Set                    |          |               |              | 9           | WDC  | B2B-19B  | 3             | 3               |
| FR40-1870 | Besset Window Panel            |          |               |              | 8           | WDC  | B2C-17B  | 4             | 2               |
| FR40-1887 | Shanti Window Panel            |          |               |              | 8           | WDC  | B2B-14C  | 4             | 2               |
| FR20-299  | F Solid Sheet Set              |          |               |              | 14          | WDC  | B2B-13B  | 2             | 7               |
| FR40-1886 | Beckett Window Panel           |          |               |              | 12          | WDC  | B2B-09B  | 4             | 3               |
| FR40-1885 | Beckett Window Panel           |          |               |              | 4           | WDC  | B2C-07C  | 4             | 1               |
| FR21-2050 | K Pillowcase EDL Solid Bright  |          |               |              | 20          | WDC  | B2E-06B  | 4             | 5               |
| FR73-2339 | Bath Towel                     |          |               |              | 15          | WDC  | B2D-10B  | 3             | 5               |
| FR21-1534 | K Pillowcase                   |          |               |              | 4           | WDC  | B2D-15C  | 4             | 1               |
| FR21-1575 | K Pillowcase                   |          |               |              | 12          | WDC  | B2D-15D  | 4             | 3               |
| FR20-2184 | F Mood Indigo Sheet Set        |          |               |              | 2           | WDC  | B2E-15C  | 2             | 1               |
| FR21-1540 | K HD 300TC Cloudburs Pillowcas |          |               |              | 4           | WDC  | B2D-16D  | 4             | 1               |
| FR21-2052 | K Pillowcase EDL Solid Jet Bl  |          |               |              | 12          | WDC  | B2D-17B  | 4             | 3               |
| FR20-2185 | Q Mood Indigo Sheet Set        |          |               |              | 9           | WDC  | B2E-17C  | 3             | 3               |
| FR20-1581 | F Modavari Bamboo Dark shadow  |          |               |              | 8           | WDC  | B2D-27B  | 2             | 4               |
| FR20-2016 | F EDL solid Fair Orchid Sheet  |          |               |              | 4           | WDC  | B2D-29C  | 2             | 2               |
| FR21-2251 | Sheet Set                      |          |               |              | 12          | WDC  | B2E-36C  | 4             | 3               |
| FR21-2055 | S Pillowcase EDL Solid High Ri |          |               |              | 20          | WDC  | B2D-40C  | 4             | 5               |
| FR73-2342 | Bath Sheet Towel               |          |               |              | 6           | WDC  | B2D-43B  | 3             | 2               |
| FR21-2063 | S Pillowcase EDL Printed Tie D |          |               |              | 4           | WDC  | B2E-44D  | 4             | 1               |
| FR73-1986 | Bath Sheet Towel               |          |               |              | 9           | WDC  | B2F-49B  | 3             | 3               |
| FR73-1967 | Bath Towel                     |          |               |              | 6           | WDC  | B2F-41B  | 3             | 2               |
| FR20-301  | K Solid Sheet Set              |          |               |              | 10          | WDC  | B2F-15D  | 2             | 5               |
| FR20-297  | T Solid Sheet Set              |          |               |              | 14          | WDC  | B2F-13D  | 2             | 7               |
| FR73-1969 | Wash Towel                     |          |               |              | 6           | WDC  | B2F-10C  | 6             | 1               |

**FMWHS - Pick List**  
**B20250422194732**

R202504230650302

Date: 2025-04-23 Time: 6:52 AM  
 Pick Type.: Carton Total Pallets.:  
 Total Orders: 4 Total Item Qty: 3228  
 Pick List Creation Status: Completed  
 Pick list Total Ctns/Batch Total Ctns: 659/1269  
 Limited None Ship To: 0079088094461



**FC2101162B2\_Rack2**

| Item No.  | Item Desc                      | Revision | Revision Desc | Kit Item No. | Qty to Pick | Loc. | Bin Loc. | Case Pack Qty | Cartons to Pick |
|-----------|--------------------------------|----------|---------------|--------------|-------------|------|----------|---------------|-----------------|
| FR20-2262 | Sheet Set                      |          |               |              | 2           | WDC  | B2F-04B  | 2             | 1               |
| FR73-1968 | Hand Towel                     |          |               |              | 30          | WDC  | B2F-02B  | 6             | 5               |
| FR21-1579 | STD Modavari Bamboo Monument   |          |               |              | 4           | WDC  | B2G-10C  | 4             | 1               |
| FR21-1585 | K Modavari Bamboo Dark shadow  |          |               |              | 16          | WDC  | B2H-11B  | 4             | 4               |
| FR20-1571 | F Sheet Set                    |          |               |              | 4           | WDC  | B2G-15D  | 2             | 2               |
| FR20-1532 | K Sheet Set                    |          |               |              | 6           | WDC  | B2G-23B  | 2             | 3               |
| FR73-1957 | Wash Towel                     |          |               |              | 18          | WDC  | B2H-37B  | 6             | 3               |
| FR20-2465 | Q Sheet Set                    |          |               |              | 14          | WDC  | B2J-57D  | 2             | 7               |
| FR20-2457 | F Sheet Set                    |          |               |              | 26          | WDC  | B2J-56D  | 2             | 13              |
| FR20-2455 | T Sheet Set                    |          |               |              | 24          | WDC  | B2J-54D  | 2             | 12              |
| FR20-2466 | K Sheet Set                    |          |               |              | 6           | WDC  | B2J-40D  | 2             | 3               |
| FR21-2467 | S Pillowcase                   |          |               |              | 4           | WDC  | B2J-37D  | 4             | 1               |
| FR21-2460 | S Pillowcase                   |          |               |              | 20          | WDC  | B2J-36D  | 4             | 5               |
| FR21-2461 | K Pillowcase                   |          |               |              | 20          | WDC  | B2J-35D  | 4             | 5               |
| FR21-2468 | K Pillowcase                   |          |               |              | 8           | WDC  | B2J-34D  | 4             | 2               |
| FR20-2464 | F Sheet Set                    |          |               |              | 12          | WDC  | B2J-31D  | 2             | 6               |
| FR20-2462 | T Sheet Set                    |          |               |              | 10          | WDC  | B2J-30C  | 2             | 5               |
| FR20-2267 | F North Atlantic Sheet Set     |          |               |              | 2           | WDC  | B2J-16B  | 2             | 1               |
| FR40-1869 | Besset Window Panel            |          |               |              | 8           | WDC  | B2J-02C  | 4             | 2               |
| FR20-1538 | K HD 300TC Cloudburst Sheet Se |          |               |              | 2           | WDC  | B2J-01D  | 2             | 1               |
| FR20-322  | T Stripe Sheet Set             |          |               |              | 24          | WDC  | B2M-01C  | 2             | 12              |
| FR20-2279 | SDS Sheet Set                  |          |               |              | 3           | WDC  | B2M-02B  | 3             | 1               |
| FR20-2287 | SDS Sheet Set                  |          |               |              | 2           | WDC  | B2N-60C  | 2             | 1               |
| FR21-2289 | SDS Pillowcase                 |          |               |              | 4           | WDC  | B2N-57C  | 4             | 1               |
| FR21-2283 | SDS Pillowcase                 |          |               |              | 4           | WDC  | B2N-55C  | 4             | 1               |
| FR20-2010 | Q Bamboo Sheet Set             |          |               |              | 21          | WDC  | B2N-52B  | 3             | 7               |
| FR21-2288 | SDS Pillowcase                 |          |               |              | 8           | WDC  | B2N-24B  | 4             | 2               |
| FR40-2169 | Leona Sheer                    |          |               |              | 8           | WDC  | B2N-04B  | 4             | 2               |
| FR21-2054 | K Pillowcase EDL Emb Stripe Tw |          |               |              | 12          | WDC  | B2R-18C  | 4             | 3               |
| FR21-2053 | S Pillowcase EDL Emb Stripe Tw |          |               |              | 48          | WDC  | B2R-19B  | 4             | 12              |
| FR21-2048 | K EDL Embossed Frost Grey      |          |               |              | 32          | WDC  | B2Q-20B  | 4             | 8               |
| FR21-2047 | S EDL Embossed FrostPillowcase |          |               |              | 56          | WDC  | B2R-20B  | 4             | 14              |
| FR21-2193 | S Pillowcase                   |          |               |              | 4           | WDC  | B2Q-24C  | 4             | 1               |
| FR21-2019 | S EDL solid Fair Orchid        |          |               |              | 8           | WDC  | B2Q-27C  | 4             | 2               |
| FR16-411  | EDL Waterproof Mattress pad    |          |               |              | 4           | WDC  | B2R-56B  | 2             | 2               |
| FR16-411  | EDL Waterproof Mattress pad    |          |               |              | 62          | WDC  | B2R-57B  | 2             | 31              |
| FR16-413  | EDL Waterproof Mattress pad    |          |               |              | 48          | WDC  | B2Q-62B  | 2             | 24              |
| FR16-413  | EDL Waterproof Mattress pad    |          |               |              | 28          | WDC  | B2Q-63C  | 2             | 14              |
| FR16-409  | EDL Microfiber Mattress Pad    |          |               |              | 24          | WDC  | B2T-25C  | 2             | 12              |

**FMWHS - Pick List**  
**B20250422194732**

R202504230650302

Date: 2025-04-23 Time: 6:52 AM  
 Pick Type.: Carton Total Pallets.:  
 Total Orders: 4 Total Item Qty: 3228  
 Pick List Creation Status: Completed  
 Pick list Total Ctns/Batch Total Ctns: 659/1269  
 Limited None Ship To: 0079088094461




**FC2101162B2\_Rack2**

| Item No.  | Item Desc                      | Revision | Revision Desc | Kit Item No. | Qty to Pick | Loc. | Bin Loc. | Case Pack Qty | Cartons to Pick |
|-----------|--------------------------------|----------|---------------|--------------|-------------|------|----------|---------------|-----------------|
| FR16-407  | EDL Microfiber Mattress Pad    |          |               |              | 60          | WDC  | B2T-23C  | 2             | 30              |
| FR21-2206 | K Pillowcase                   |          |               |              | 28          | WDC  | B2T-03B  | 4             | 7               |
| FR20-2449 | T Sheet Set                    |          |               |              | 6           | WDC  | B2U-01C  | 3             | 2               |
| FR20-2192 | K Sheet Set                    |          |               |              | 8           | WDC  | B2U-15C  | 2             | 4               |
| FR20-1486 | Q Tulum Cababa sheet set       |          |               |              | 2           | WDC  | B2U-16C  | 2             | 1               |
| FR16-409  | EDL Microfiber Mattress Pad    |          |               |              | 60          | WDC  | B2V-18C  | 2             | 30              |
| FR20-2452 | K Sheet Set                    |          |               |              | 4           | WDC  | B2U-22B  | 2             | 2               |
| FR16-410  | EDL Microfiber Mattress Pad    |          |               |              | 12          | WDC  | B2V-28C  | 2             | 6               |
| FR20-326  | K Stripe Sheet Set             |          |               |              | 2           | WDC  | B2V-30B  | 2             | 1               |
| FR16-410  | EDL Microfiber Mattress Pad    |          |               |              | 12          | WDC  | B2V-30C  | 2             | 6               |
| FR16-409  | EDL Microfiber Mattress Pad    |          |               |              | 16          | WDC  | B2V-33C  | 2             | 8               |
| FR21-2049 | S Pillowcase EDL Solid Bright  |          |               |              | 56          | WDC  | B2V-34B  | 4             | 14              |
| FR21-2271 | K North Atlantic Pillowcase    |          |               |              | 8           | WDC  | B2U-36C  | 4             | 2               |
| FR20-302  | T Solid Sheet Set              |          |               |              | 14          | WDC  | B2V-39B  | 2             | 7               |
| FR20-287  | T Solid Sheet Set              |          |               |              | 20          | WDC  | B2V-40B  | 2             | 10              |
| FR16-408  | EDL Microfiber Mattress Pad    |          |               |              | 38          | WDC  | B2V-47C  | 2             | 19              |
| FR16-407  | EDL Microfiber Mattress Pad    |          |               |              | 2           | WDC  | B2V-55C  | 2             | 1               |
| FR20-319  | F Stripe Sheet Set             |          |               |              | 10          | WDC  | B2V-58C  | 2             | 5               |
| FR21-2194 | K Pillowcase                   |          |               |              | 8           | WDC  | B2V-59C  | 4             | 2               |
| FR30-2437 | Pillow                         |          |               |              | 12          | WDC  | B2U-67C  | 2             | 6               |
| FR21-1991 | Modavari TEA STD Pillowcase    |          |               |              | 12          | WDC  | B2Z-22C  | 4             | 3               |
| FR21-1992 | Modavari TEA K Pillowcase      |          |               |              | 8           | WDC  | B2Z-24C  | 4             | 2               |
| FR20-1529 | T Sheet Set                    |          |               |              | 6           | WDC  | B2Z-29C  | 3             | 2               |
| FR20-1990 | Modavari TEA K Sheet Set       |          |               |              | 4           | WDC  | B2Z-34B  | 2             | 2               |
| FR20-1531 | Q Sheet Set                    |          |               |              | 3           | WDC  | B2Z-41B  | 3             | 1               |
| FR21-1539 | STD HD 300TC Cloudbu Pillowcas |          |               |              | 24          | WDC  | B2AB-52B | 4             | 6               |
| FR20-305  | Q Solid Sheet Set              |          |               |              | 24          | WDC  | B2AB-34C | 2             | 12              |
| FR21-2061 | S Pillowcase EDL Solid Dutch B |          |               |              | 4           | WDC  | B2AA-30C | 4             | 1               |
| FR20-2009 | F Bamboo Sheet Set             |          |               |              | 2           | WDC  | B2AA-24B | 2             | 1               |
| FR20-2248 | Sheet Set                      |          |               |              | 2           | WDC  | B2AB-20B | 2             | 1               |
| FR40-1883 | Beckett Window Panel           |          |               |              | 8           | WDC  | B2AA-13C | 4             | 2               |
| FR20-2244 | Sheet Set                      |          |               |              | 2           | WDC  | B2AB-13B | 2             | 1               |
| FR20-2446 | K Sheet Set                    |          |               |              | 6           | WDC  | B2AB-12B | 2             | 3               |
| FR21-2013 | K Bamboo Pillowcase            |          |               |              | 8           | WDC  | B2AB-12C | 4             | 2               |
| FR21-2447 | S Pillowcase                   |          |               |              | 4           | WDC  | B2AB-09C | 4             | 1               |
| FR20-1576 | F Modavari Bamboo Monument     |          |               |              | 4           | WDC  | B2AC-04B | 2             | 2               |
| FR21-2056 | K Pillowcase EDL Solid High Ri |          |               |              | 8           | WDC  | B2AC-04D | 4             | 2               |
| FR21-2003 | K Bamboo Pillowcase            |          |               |              | 12          | WDC  | B2AC-05B | 4             | 3               |
| FR20-304  | F Solid Sheet Set              |          |               |              | 10          | WDC  | B2AC-09C | 2             | 5               |
| FR20-1572 | Q Sheet Set                    |          |               |              | 18          | WDC  | B2AE-57B | 3             | 6               |
| FR21-2261 | Sheet Set                      |          |               |              | 4           | WDC  | B2AE-50B | 4             | 1               |
| FR21-2255 | Sheet Set                      |          |               |              | 8           | WDC  | B2AE-44B | 4             | 2               |

**FMWHS - Pick List**  
**B20250422194732**

R202504230650302

Date: 2025-04-23 Time: 6:52 AM  
 Pick Type.: Carton Total Pallets.:  
 Total Orders: 4 Total Item Qty: 3228  
 Pick List Creation Status: Completed  
 Pick list Total Ctns/Batch Total Ctns: 659/1269  
 Limited None Ship To: 0079088094461




**FC2101162B2\_Rack2**

| Item No.  | Item Desc                      | Revision | Revision Desc | Kit Item No. | Qty to Pick | Loc. | Bin Loc. | Case Pack Qty | Cartons to Pick |
|-----------|--------------------------------|----------|---------------|--------------|-------------|------|----------|---------------|-----------------|
| FR21-2270 | STD North Atlantic Pillowcase  |          |               |              | 8           | WDC  | B2AD-36C | 4             | 2               |
| FR20-2438 | F Troposphere Sheet Set        |          |               |              | 4           | WDC  | B2AD-36D | 2             | 2               |
| FR21-2246 | Sheet Set                      |          |               |              | 4           | WDC  | B2AE-34C | 4             | 1               |
| FR21-1574 | STD Pillowcase                 |          |               |              | 32          | WDC  | B2AE-33C | 4             | 8               |
| FR20-2258 | Sheet Set                      |          |               |              | 4           | WDC  | B2AE-32B | 2             | 2               |
| FR20-2247 | Sheet Set                      |          |               |              | 4           | WDC  | B2AD-28B | 2             | 2               |
| FR21-2251 | Sheet Set                      |          |               |              | 4           | WDC  | B2AD-26C | 4             | 1               |
| FR21-1584 | STD Modavari Bamboo Dark shado |          |               |              | 12          | WDC  | B2AE-26C | 4             | 3               |
| FR21-2250 | Sheet Set                      |          |               |              | 8           | WDC  | B2AE-24C | 4             | 2               |
| FR20-1582 | Q Modavari Bamboo Dark shadow  |          |               |              | 6           | WDC  | B2AD-22B | 3             | 2               |
| FR20-2243 | Sheet Set                      |          |               |              | 2           | WDC  | B2AE-22B | 2             | 1               |
| FR21-2442 | K Troposphere Pillowcase       |          |               |              | 4           | WDC  | B2AD-18C | 4             | 1               |
| FR20-2249 | Sheet Set                      |          |               |              | 2           | WDC  | B2AD-17B | 2             | 1               |
| FR21-2002 | STD Bamboo Pillowcase          |          |               |              | 8           | WDC  | B2AD-16C | 4             | 2               |
| FR21-1580 | K Modavari Bamboo Monument     |          |               |              | 8           | WDC  | B2AD-13B | 4             | 2               |
| FR30-2433 | Pillow                         |          |               |              | 2           | WDC  | B2AE-12C | 2             | 1               |
| FR21-2441 | STD Troposphere Pillowcase     |          |               |              | 4           | WDC  | B2AE-01C | 4             | 1               |
| FR20-2014 | T EDL solid Fair Orchid Sheet  |          |               |              | 4           | WDC  | B2AF-04B | 2             | 2               |
| FR40-2179 | Allen Sheer                    |          |               |              | 8           | WDC  | B2AF-26B | 4             | 2               |
| FR40-1877 | Beckett Window Panel           |          |               |              | 8           | WDC  | B2AG-28C | 4             | 2               |
| FR40-1881 | Beckett Window Panel           |          |               |              | 12          | WDC  | B2AG-29C | 4             | 3               |
| FR40-1863 | Besset Window Panel            |          |               |              | 20          | WDC  | B2AF-36B | 4             | 5               |
| FR73-1985 | Wash Towel                     |          |               |              | 36          | WDC  | B2AF-48B | 6             | 6               |
| FR73-1977 | Wash Towel                     |          |               |              | 12          | WDC  | B2AF-49B | 6             | 2               |
| FR21-2453 | S Pillowcase                   |          |               |              | 16          | WDC  | B2AG-56B | 4             | 4               |
| FR20-289  | F Solid Sheet Set              |          |               |              | 8           | WDC  | B2AF-58B | 2             | 4               |
| FR20-2444 | F Sheet Set                    |          |               |              | 9           | WDC  | B2AG-59B | 3             | 3               |

**FMWHS - Pick List**  
**B20250422194732**

R202504230650302

Date: 2025-04-23      Time: 6:52 AM  
 Pick Type.: Carton      Total Pallets.:  
 Total Orders: 4      Total Item Qty: 3228  
 Pick List Creation Status: Completed  
 Pick list Total Ctns/Batch Total Ctns: 61/1269  
 Limited None      Ship To: 0079088094461



**FC2101162B3\_Floor3**

| Item No.  | Item Desc                     | Revision | Revision Desc | Kit Item No. | Qty to Pick | Loc. | Bin Loc. | Case Pack Qty | Cartons to Pick |
|-----------|-------------------------------|----------|---------------|--------------|-------------|------|----------|---------------|-----------------|
| FR21-2193 | S Pillowcase                  |          |               |              | 8           | WDC  | B3X-25A  | 4             | 2               |
| FR20-306  | K Solid Sheet Set             |          |               |              | 4           | WDC  | B3Y-51A  | 2             | 2               |
| FR20-291  | K Solid Sheet Set             |          |               |              | 18          | WDC  | B3Z-49A  | 2             | 9               |
| FR21-1533 | STD Pillowcase                |          |               |              | 68          | WDC  | B3Z-39A  | 4             | 17              |
| FR20-2192 | K Sheet Set                   |          |               |              | 4           | WDC  | B3Y-34A  | 2             | 2               |
| FR21-2051 | S Pillowcase EDL Solid Jet Bl |          |               |              | 60          | WDC  | B3Y-24A  | 4             | 15              |
| FR20-2190 | F Sheet Set                   |          |               |              | 8           | WDC  | B3AC-27A | 2             | 4               |
| FR30-2435 | Pillow                        |          |               |              | 12          | WDC  | B3AF-22A | 2             | 6               |
| FR30-2432 | Pillow                        |          |               |              | 8           | WDC  | B3AF-26A | 2             | 4               |

**FMWHS - Pick List**  
**B20250422194732**

R202504230650302

Date: 2025-04-23 Time: 6:52 AM  
 Pick Type.: Carton Total Pallets.:  
 Total Orders: 4 Total Item Qty: 3228  
 Pick List Creation Status: Completed  
 Pick list Total Ctns/Batch Total Ctns: 71/1269  
 Limited None Ship To: 0079088094461



FC2101162B3\_Rack4

| Item No.  | Item Desc                      | Revision | Revision Desc | Kit Item No. | Qty to Pick | Loc. | Bin Loc. | Case Pack Qty | Cartons to Pick |
|-----------|--------------------------------|----------|---------------|--------------|-------------|------|----------|---------------|-----------------|
| FR21-2200 | K Pillowcase                   |          |               |              | 4           | WDC  | B3X-38C  | 4             | 1               |
| FR20-282  | T Solid Sheet Set              |          |               |              | 6           | WDC  | B3X-41B  | 2             | 3               |
| FR21-2060 | K Pillowcase EDL Printed Tulum |          |               |              | 4           | WDC  | B3X-67B  | 4             | 1               |
| FR20-286  | K Solid Sheet Set              |          |               |              | 2           | WDC  | B3X-69B  | 2             | 1               |
| FR20-1483 | T Tulum Cababa sheet set       |          |               |              | 4           | WDC  | B3Y-69B  | 2             | 2               |
| FR21-1557 | STD HD 300TC Arctic Pillowcase |          |               |              | 4           | WDC  | B3Y-52B  | 4             | 1               |
| FR20-1485 | F - Tulum Cababa sheet set     |          |               |              | 2           | WDC  | B3Y-35B  | 2             | 1               |
| FR21-2059 | S Pillowcase EDL Printed Tulum |          |               |              | 12          | WDC  | B3Y-27B  | 4             | 3               |
| FR20-1583 | K Modavari Bamboo Dark shadow  |          |               |              | 20          | WDC  | B3Z-26B  | 2             | 10              |
| FR21-2047 | S EDL Embossed FrostPillowcase |          |               |              | 4           | WDC  | B3Y-23C  | 4             | 1               |
| FR20-300  | Q Solid Sheet Set              |          |               |              | 20          | WDC  | B3Z-22B  | 2             | 10              |
| FR73-1975 | Bath Towel                     |          |               |              | 21          | WDC  | B3AB-45B | 3             | 7               |
| FR73-1955 | Bath Towel                     |          |               |              | 12          | WDC  | B3AB-46B | 3             | 4               |
| FR73-1958 | Bath Sheet Towel               |          |               |              | 9           | WDC  | B3AF-35B | 3             | 3               |
| FR73-1970 | Bath Sheet Towel               |          |               |              | 6           | WDC  | B3AF-36B | 3             | 2               |
| FR20-2189 | T Sheet Set                    |          |               |              | 12          | WDC  | B3AF-37B | 2             | 6               |
| FR30-2434 | Pillow                         |          |               |              | 6           | WDC  | B3AG-56B | 2             | 3               |
| FR30-2434 | Pillow                         |          |               |              | 20          | WDC  | B3AG-55B | 2             | 10              |
| FR20-1661 | Q Tie Dye Sheet Set            |          |               |              | 4           | WDC  | B3AJ-66B | 2             | 2               |