

Routing Sheet (R202511200951129)




Routing No.:	R202511200951129	Customer:	TJMAXXWHS	Location:	WDC
Ship To:	898	Shipping Date:	11/16/2025	Cancel After Date/In DC Date:	11/23/2025
Total Cube:	62.35	Adjusted Precent(%):	5.00	Adjusted Cube:	65.47
Total Ctns/Units:	114/228	Total Weight:	915.40	Actual Ship Date:	11/16/2025
Estimated Pallet Count:	1	Estimated Pallet Weight(LB):	50.00	Routing:	
Carrier:		Freight Term:	Collect	Ship Method:	
Batch No.:	B20251111233439	Lane:		Customer PO No:	80-574840
Instruction:					



Item Summary:

<u>Item No.</u>	<u>UPC</u>	<u>Item Desc.</u>	<u>Class</u>	<u>Rev.</u>	<u>Rev. Desc.</u>	<u>Total Qty to Ship</u>	<u>Case Pack</u>	<u>Total Cnts</u>	<u>Total Weight(LB)</u>	<u>Total Cube</u>
BRP20-0142	022164379389	F Sheet Set	250			50	2	25	170.50	10.75
BRP20-0192	022164445473	T Sheet Set	250			74	2	37	355.94	26.64
BRP20-0244	022164510492	Q Sheet Set	250			104	2	52	388.96	24.96

Routing Sheet (R202511200951128)



Routing No.:	R202511200951128	Customer:	TJMAXXWHS	Location:	WDC
Ship To:	897	Shipping Date:	11/16/2025	Cancel After Date/In DC Date:	11/23/2025
Total Cube:	118.40	Adjusted Precent(%):	5.00	Adjusted Cube:	124.32
Total Ctns/Units:	163/326	Total Weight:	1799.69	Actual Ship Date:	11/16/2025
Estimated Pallet Count:	2	Estimated Pallet Weight(LB):	100.00	Routing:	
Carrier:		Freight Term:	Collect	Ship Method:	
Batch No.:	B20251111233439	Lane:		Customer PO No:	70-574840
Instruction:					



Item Summary:

<u>Item No.</u>	<u>UPC</u>	<u>Item Desc.</u>	<u>Class</u>	<u>Rev.</u>	<u>Rev. Desc.</u>	<u>Total Qty to Ship</u>	<u>Case Pack</u>	<u>Total Cnts</u>	<u>Total Weight(LB)</u>	<u>Total Cube</u>
BRP20-0134	022164379303	F Sheet Set	250			86	2	43	568.03	35.69
BRP20-0135	022164379310	Q Sheet Set	250			70	2	35	512.40	32.55
BRP20-0143	022164379396	Q Sheet Set	250			92	2	46	344.08	22.08
BRP20-0192	022164445473	T Sheet Set	250			78	2	39	375.18	28.08

Routing Sheet (R202511200951127)




Routing No.:	R202511200951127	Customer:	TJMAXXWHS	Location:	WDC
Ship To:	897	Shipping Date:	11/16/2025	Cancel After Date/In DC Date:	11/23/2025
Total Cube:	285.92	Adjusted Precent(%):	5.00	Adjusted Cube:	300.22
Total Ctns/Units:	397/794	Total Weight:	4533.86	Actual Ship Date:	11/16/2025
Estimated Pallet Count:	4	Estimated Pallet Weight(LB):	200.00	Routing:	
Carrier:		Freight Term:	Collect	Ship Method:	
Batch No.:	B20251111233439	Lane:		Customer PO No:	70-574837
Instruction:					



**Item Summary:**

<u>Item No.</u>	<u>UPC</u>	<u>Item Desc.</u>	<u>Class</u>	<u>Rev.</u>	<u>Rev. Desc.</u>	<u>Total Qty to Ship</u>	<u>Case Pack</u>	<u>Total Cnts</u>	<u>Total Weight(LB)</u>	<u>Total Cube</u>
BRP20-0134	022164379303	F Sheet Set	250			98	2	49	647.29	40.67
BRP20-0135	022164379310	Q Sheet Set	250			124	2	62	907.68	57.66
BRP20-0136	022164379327	K Sheet Set	250			54	2	27	469.80	28.62
BRP20-0144	022164379402	K Sheet Set	250			100	2	50	446.00	28.00
BRP20-0146	022164379426	F Sheet Set	250			66	2	33	435.93	27.39
BRP20-0147	022164379433	Q Sheet Set	250			96	2	48	702.72	44.64
BRP20-0150	022164379464	F Sheet Set	250			100	2	50	341.00	21.50
BRP20-0151	022164379471	Q Sheet Set	250			50	2	25	187.00	12.00
BRP20-0244	022164510492	Q Sheet Set	250			106	2	53	396.44	25.44

Routing Sheet (R202511200951126)



Routing No.:	R202511200951126	Customer:	TJMAXXWHS	Location:	WDC
Ship To:	896	Shipping Date:	11/16/2025	Cancel After Date/In DC Date:	11/23/2025
Total Cube:	50.99	Adjusted Precent(%):	5.00	Adjusted Cube:	53.54
Total Ctns/Units:	88/176	Total Weight:	776.74	Actual Ship Date:	11/16/2025
Estimated Pallet Count:	1	Estimated Pallet Weight(LB):	50.00	Routing:	
Carrier:		Freight Term:	Collect	Ship Method:	
Batch No.:	B20251111233439	Lane:		Customer PO No:	60-574840
Instruction:					



Item Summary:

<u>Item No.</u>	<u>UPC</u>	<u>Item Desc.</u>	<u>Class</u>	<u>Rev.</u>	<u>Rev. Desc.</u>	<u>Total Qty to Ship</u>	<u>Case Pack</u>	<u>Total Cnts</u>	<u>Total Weight(LB)</u>	<u>Total Cube</u>
BRP20-0135	022164379310	Q Sheet Set	250			50	2	25	366.00	23.25
BRP20-0191	022164445466	T Sheet Set	250			50	2	25	126.50	9.50
BRP20-0253	022164537680	Q Sheet Set	250			76	2	38	284.24	18.24

Routing Sheet (R202511200951125)



Routing No.:	R202511200951125	Customer:	TJMAXXWHS	Location:	WDC
Ship To:	896	Shipping Date:	11/16/2025	Cancel After Date/In DC Date:	11/23/2025
Total Cube:	53.12	Adjusted Precent(%):	5.00	Adjusted Cube:	55.78
Total Ctns/Units:	102/204	Total Weight:	837.84	Actual Ship Date:	11/16/2025
Estimated Pallet Count:	1	Estimated Pallet Weight(LB):	50.00	Routing:	
Carrier:		Freight Term:	Collect	Ship Method:	
Batch No.:	B20251111233439	Lane:		Customer PO No:	60-574837
Instruction:					



Item Summary:

<u>Item No.</u>	<u>UPC</u>	<u>Item Desc.</u>	<u>Class</u>	<u>Rev.</u>	<u>Rev. Desc.</u>	<u>Total Qty to Ship</u>	<u>Case Pack</u>	<u>Total Cnts</u>	<u>Total Weight(LB)</u>	<u>Total Cube</u>
BRP20-0143	022164379396	Q Sheet Set	250			100	2	50	374.00	24.00
BRP20-0254	022164537697	K Sheet Set	250			104	2	52	463.84	29.12

Routing Sheet (R202511200951124)




Routing No.:	R202511200951124	Customer:	TJMAXXWHS	Location:	WDC
Ship To:	894	Shipping Date:	11/16/2025	Cancel After Date/In DC Date:	11/23/2025
Total Cube:	61.14	Adjusted Precent(%):	5.00	Adjusted Cube:	64.20
Total Ctns/Units:	77/154	Total Weight:	982.86	Actual Ship Date:	11/16/2025
Estimated Pallet Count:	1	Estimated Pallet Weight(LB):	50.00	Routing:	
Carrier:		Freight Term:	Collect	Ship Method:	
Batch No.:	B20251111233439	Lane:		Customer PO No:	40-574837
Instruction:					



Item Summary:

<u>Item No.</u>	<u>UPC</u>	<u>Item Desc.</u>	<u>Class</u>	<u>Rev.</u>	<u>Rev. Desc.</u>	<u>Total Qty to Ship</u>	<u>Case Pack</u>	<u>Total Cnts</u>	<u>Total Weight(LB)</u>	<u>Total Cube</u>
BRP20-0134	022164379303	F Sheet Set	250			52	2	26	343.46	21.58
BRP20-0136	022164379327	K Sheet Set	250			52	2	26	452.40	27.56
BRP20-0253	022164537680	Q Sheet Set	250			50	2	25	187.00	12.00

Routing Sheet (R202511200951123)



Routing No.:	R202511200951123	Customer:	TJMAXXWHS	Location:	WDC
Ship To:	894	Shipping Date:	11/16/2025	Cancel After Date/In DC Date:	11/23/2025
Total Cube:	72.44	Adjusted Precent(%):	5.00	Adjusted Cube:	76.06
Total Ctns/Units:	138/276	Total Weight:	1094.60	Actual Ship Date:	11/16/2025
Estimated Pallet Count:	1	Estimated Pallet Weight(LB):	50.00	Routing:	
Carrier:		Freight Term:	Collect	Ship Method:	
Batch No.:	B20251111233439	Lane:		Customer PO No:	40-574840
Instruction:					



Item Summary:

<u>Item No.</u>	<u>UPC</u>	<u>Item Desc.</u>	<u>Class</u>	<u>Rev.</u>	<u>Rev. Desc.</u>	<u>Total Qty to Ship</u>	<u>Case Pack</u>	<u>Total Cnts</u>	<u>Total Weight(LB)</u>	<u>Total Cube</u>
BRP20-0134	022164379303	F Sheet Set	250			64	2	32	422.72	26.56
BRP20-0143	022164379396	Q Sheet Set	250			58	2	29	216.92	13.92
BRP20-0190	022164445459	T Sheet Set	250			100	2	50	253.00	19.00
BRP20-0244	022164510492	Q Sheet Set	250			54	2	27	201.96	12.96

Routing Sheet (R202511200951122)



Routing No.:	R202511200951122	Customer:	TJMAXXWHS	Location:	WDC
Ship To:	891	Shipping Date:	11/16/2025	Cancel After Date/In DC Date:	11/23/2025
Total Cube:	107.46	Adjusted Precent(%):	5.00	Adjusted Cube:	112.83
Total Ctns/Units:	172/344	Total Weight:	1648.08	Actual Ship Date:	11/16/2025
Estimated Pallet Count:	2	Estimated Pallet Weight(LB):	100.00	Routing:	
Carrier:		Freight Term:	Collect	Ship Method:	
Batch No.:	B20251111233439	Lane:		Customer PO No:	10-574840
Instruction:					



Item Summary:

<u>Item No.</u>	<u>UPC</u>	<u>Item Desc.</u>	<u>Class</u>	<u>Rev.</u>	<u>Rev. Desc.</u>	<u>Total Qty to Ship</u>	<u>Case Pack</u>	<u>Total Cnts</u>	<u>Total Weight(LB)</u>	<u>Total Cube</u>
BRP20-0135	022164379310	Q Sheet Set	250			144	2	72	1054.08	66.96
BRP20-0242	022164510478	T Sheet Set	250			100	2	50	253.00	19.00
BRP20-0243	022164510485	F Sheet Set	250			100	2	50	341.00	21.50

Routing Sheet (R2025112009511210)



Routing No.:	R2025112009511210	Customer:	TJMAXXWHS	Location:	WDC
Ship To:	898	Shipping Date:	11/16/2025	Cancel After Date/In DC Date:	11/23/2025
Total Cube:	34.36	Adjusted Precent(%):	5.00	Adjusted Cube:	36.08
Total Ctns/Units:	77/154	Total Weight:	541.64	Actual Ship Date:	11/16/2025
Estimated Pallet Count:	1	Estimated Pallet Weight(LB):	50.00	Routing:	
Carrier:		Freight Term:	Collect	Ship Method:	
Batch No.:	B20251111233439	Lane:		Customer PO No:	80-574837
Instruction:					



Item Summary:

<u>Item No.</u>	<u>UPC</u>	<u>Item Desc.</u>	<u>Class</u>	<u>Rev.</u>	<u>Rev. Desc.</u>	<u>Total Qty to Ship</u>	<u>Case Pack</u>	<u>Total Cnts</u>	<u>Total Weight(LB)</u>	<u>Total Cube</u>
BRP20-0138	022164379341	F Sheet Set	250			104	2	52	354.64	22.36
BRP20-0139	022164379358	Q Sheet Set	250			50	2	25	187.00	12.00

Routing Sheet (R202511200951121)



Routing No.:	R202511200951121	Customer:	TJMAXXWHS	Location:	WDC
Ship To:	891	Shipping Date:	11/16/2025	Cancel After Date/In DC Date:	11/23/2025
Total Cube:	176.52	Adjusted Precent(%):	5.00	Adjusted Cube:	185.35
Total Ctns/Units:	243/486	Total Weight:	2814.16	Actual Ship Date:	11/16/2025
Estimated Pallet Count:	2	Estimated Pallet Weight(LB):	100.00	Routing:	
Carrier:		Freight Term:	Collect	Ship Method:	
Batch No.:	B20251111233439	Lane:		Customer PO No:	10-574837
Instruction:					



Item Summary:

<u>Item No.</u>	<u>UPC</u>	<u>Item Desc.</u>	<u>Class</u>	<u>Rev.</u>	<u>Rev. Desc.</u>	<u>Total Qty to Ship</u>	<u>Case Pack</u>	<u>Total Cnts</u>	<u>Total Weight(LB)</u>	<u>Total Cube</u>
BRP20-0135	022164379310	Q Sheet Set	250			52	2	26	380.64	24.18
BRP20-0136	022164379327	K Sheet Set	250			72	2	36	626.40	38.16
BRP20-0139	022164379358	Q Sheet Set	250			50	2	25	187.00	12.00
BRP20-0142	022164379389	F Sheet Set	250			50	2	25	170.50	10.75
BRP20-0146	022164379426	F Sheet Set	250			108	2	54	713.34	44.82
BRP20-0147	022164379433	Q Sheet Set	250			54	2	27	395.28	25.11
BRP20-0243	022164510485	F Sheet Set	250			100	2	50	341.00	21.50