









Important safety instructions:

- Please read carefully all instructions before assembling.
- For your safety and ease, assembly by two or more adults is recommended.
- Keep instructions for future use.

Pre-assembly:

- Do not discard any content until assembly completed to avoid accidentally discarding small parts or hardware.
- Remove all parts and hardware from box along with any protective packaging.

Parts List










Item	Description	QTY
P1	 CHAIR SEAT	1PC
P2	 SWIVEL	1PC
P3	 CROSSING SEAT	1PC
P4	 FOOTREST WITH KICK PLATE	1PC
P5	 FOOTREST	1PC
P6	 FOOTREST	2PCS
P7	 LEGS	2PCS
P8	 LEGS	2PCS

866-456-8852
 jLACS@JLAHOME.COM

*
*
*
*
*

* DEFECTIVE PARTS NEEDED

Hardware List

Item	Description	QTY
H1	BOLTS DIA:5/16"x2-5/8" 	8PCS
H2	LOCK WASHER 	8PCS
H3	FLAT WASHER:5/16"x3/4" 	8PCS
H4	BOLTS DIA:1/4"x9/16" 	4PCS
H5	BOLTS DIA:1/4"x1" 	4PCS
H6	FLAT WASHER:1/4"x5/8" 	8PCS
H7	SCREW 	8PCS
H8	ALLEN WRENCH 1/4" 	1PC
H9	SCREWDRIVER  Not Provided	

* NEED THESE 8 SCREWS