


Cycle Count List

Created Date: 2024-08-02 Time: 11:08 AM
Loc: WDC Total Items: 1
Zone: H3_Floor Total Bins: 9




2024080200023H3_Floor1

Item No	Item Desc	Lot No.	Lot Date	Revision	Revision Desc	Bin Loc
MPE20-908	Q Satin Sheet Set					H3J-02A
MPE20-908	Q Satin Sheet Set					H3W-05A
MPE20-908	Q Satin Sheet Set					H3Y-09A
MPE20-908	Q Satin Sheet Set					H3Y-14A
MPE20-908	Q Satin Sheet Set					H3X-15A
MPE20-908	Q Satin Sheet Set					H3Y-15A
MPE20-908	Q Satin Sheet Set					H3Y-18A
MPE20-908	Q Satin Sheet Set					H3Y-22A
MPE20-908	Q Satin Sheet Set					H3AG-24A

Cycle Count List

Created Date: 2024-08-02 Time: 11:08 AM
Loc: WDC Total Items: 1
Zone: Hanson_Rack Total Bins: 10




2024080200023Hanson_Rack3

Item No	Item Desc	Lot No.	Lot Date	Revision	Revision Desc	Bin Loc
MPE20-908	Q Satin Sheet Set					H2L-44-B
MPE20-908	Q Satin Sheet Set					H2Q-39B
MPE20-908	Q Satin Sheet Set					H2Q-13C
MPE20-908	Q Satin Sheet Set					H2Q-03B
MPE20-908	Q Satin Sheet Set					H2S-21B
MPE20-908	Q Satin Sheet Set					H2R-26C
MPE20-908	Q Satin Sheet Set					H3X-09B
MPE20-908	Q Satin Sheet Set					H3X-10B
MPE20-908	Q Satin Sheet Set					H3X-11B
MPE20-908	Q Satin Sheet Set					H3X-16B

Cycle Count List

Created Date: 2024-08-02 Time: 11:08 AM
Loc: WDC Total Items: 1
Zone: Hanson_Floor Total Bins: 9



2024080200023Hanson_Floor2

Item No	Item Desc	Lot No.	Lot Date	Revision	Revision Desc	Bin Loc
MPE20-908	Q Satin Sheet Set					H2A-22-E
MPE20-908	Q Satin Sheet Set					H2A-30-B
MPE20-908	Q Satin Sheet Set					H2P-07A
MPE20-908	Q Satin Sheet Set					H2P-04A
MPE20-908	Q Satin Sheet Set					H2S-43A
MPE20-908	Q Satin Sheet Set					H3F-27B
MPE20-908	Q Satin Sheet Set					H3AF-20A
MPE20-908	Q Satin Sheet Set					H3AG-45A
MPE20-908	Q Satin Sheet Set					H3AH-34B