



Thank you for buying this Serta® Mattress Pad.

INTRODUCTION

Please read this user manual carefully and keep it in a safe place for future reference. If you need any assistance, please contact our support team with your product model number.

**IMPORTANT INSTRUCTIONS DO NOT DESTROY
READ CAREFULLY BEFORE USING THIS PRODUCT**

INCLUDED

- 1 x Heated Mattress Pad
 - 1 x controller(Twin, Full) 2x controllers (Queen, King)
 - 1 x User manual
- (Note: Please check first to make sure the product is complete without any damage. If you have any doubt, please feel free to contact us.)

Product Specifications

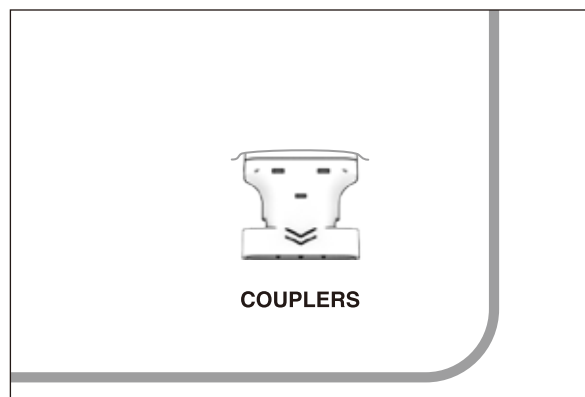
Model	PNMP T.???	PNMP TX.???	PNMP F.???	PNMP Q.???	PNMP K.???	PNMP CK.???
Size	Twin	Twin XL	Full	Queen	King	Cal King
Name	Heated Mattress Pad					
Input voltage	AC 120Vac / 60Hz					
Rated power	120W	120W	120W	120W x 2	120W x 2	120W x 2
Timing setting	1-12 hours					
Product Dimensions	39in. * 75in.	39in. * 80in.	54in. * 75in.	60in. * 80in.	78in. * 80in.	78in. * 84in.

1

PRODUCT OPERATION GUIDE

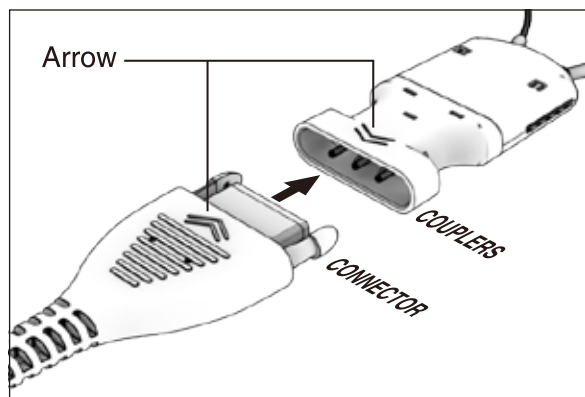
STEP 1

Install heated mattress pad on the top of the mattress with the couplers at the foot end of the bed




STEP 2

Connect Power Cord to the heated mattress pad by matching the arrow on the connectors to the arrow on the couplers. Once the arrows are aligned, push power cord connectors into the couplers until they are securely connected.



STEP 3

Plug Controllers into the wall outlet(120V, 60Hz)
Twin/Full Size have one controller while Queen/King Size have two controllers.



3

READ INSTRUCTIONS CAREFULLY

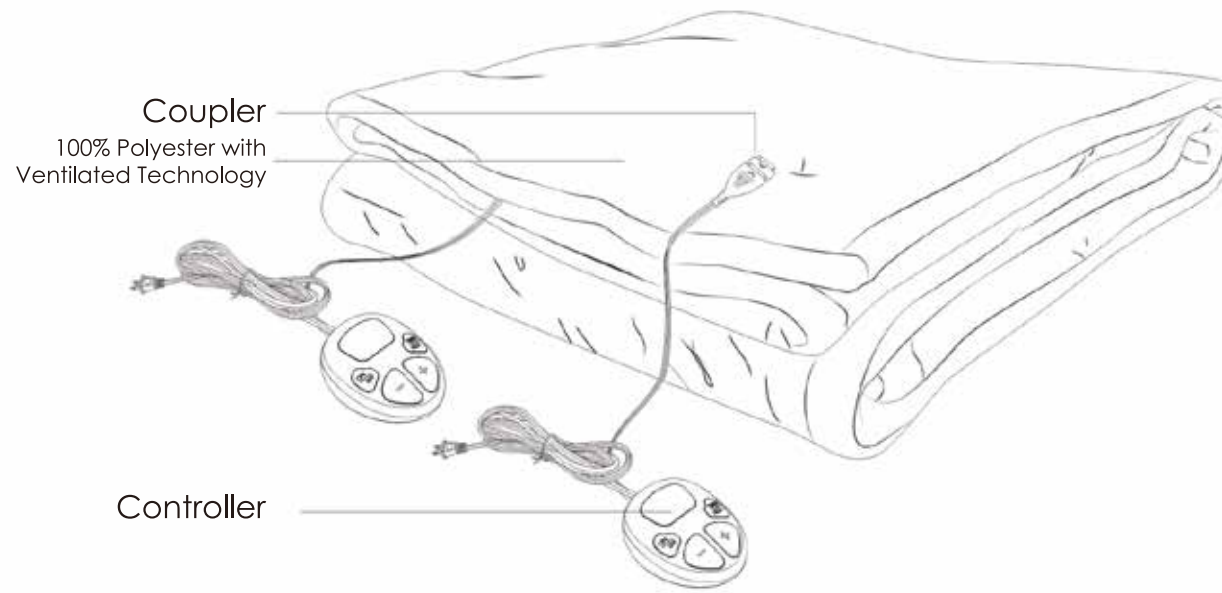
- 1.) Use only with 110-120 Volt AC 60 Hz wall outlet as provided in the USA and Canada. Do not use with power supplied by an Inverter or generator such as in an RV, or a converter outside of the USA and Canada. This item should not be used with power strips or extension cords.
- 2.) Do not fold when in actual use, this may cause excessive heating.
- 3.) Do Not use on an Infant, a Helpless Person or a Person Insensitive to heat, such as a Person with Poor Blood Circulation.
- 4.) Do Not route electrical cords between the mattress and box springs. Do not allow the cords to be pinched.
- 5.) Do not dry clean this Bedding Product. Cleaning solvents may have a Deteriorating effect on the insulation of the Heating Element.
- 6.) Do Not Tuck in the Wired area or the Plug or Supply Cord.
- 7.) Do not tuck the Mattress Pad or supply cord in a sofa or other furniture. All portions of the Mattress Pad or controller should be visible at all times.
- 8.) For throw Mattress Pads only, Do Not use with rocking chairs, recliners, chairs with casters or wheels, or other furniture subject to movement.
- 9.) Always turn off the controller(s) for this warming product when not in use.
- 10.) Never put the controller(s) in bed under Mattress Pads; Do not cover the controller(s) with any object.
- 11.) Keep control away from drafty areas that may become damp such as an open window.
- 12.) Do not use this warming Mattress Pad/throw item with dogs, cats, or any other pets. This is an electrical appliance that they can damage by chewing or scratching. If this item is returned with pet hair on it, the Warranty is Automatically Voided.
- 13.) Do not use pins; they may damage electric wiring.
- 14.) Not For Hotel, Motel or other Institutional use
- 15.) Wrapping of cords around the controller may damage the cord. Loop cords loosely when storing.
- 16.) If Improper Operation of this Bedding is Observed, Discontinue its use IMMEDIATELY and Consult the Manufacturer or the Dealer Regarding its repair. Contact E&E Co. Ltd customer service at: 1-866-456-8852
- 17.) This item must be washed before returning to E&E CO.Ltd. For any type of inspection after use of the product by consumer.
- 18.) This appliance has a polarized plug (one blade is wider than the other) as a safety feature. This plug will fit into a polarized outlet only one way. If the plug does not fit fully into the outlet, reverse the plug. If it still does not fit, contact a qualified electrician. **DO NOT attempt to defeat this safety feature.**
- 19.) **DO NOT USE** commercial dryers or the dryers at your local laundromat. They get too hot and would damage the warming circuits of the warming product.
- 20.) **DO NOT IRON THIS MATTRESS PAD.**
- 21.) After Washing, **WARMING PRODUCT MUST BE COMPLETELY DRY BEFORE USING.**

2

TO USE:

1. Switch on the button ON/OFF to turn on. The controller will default to the lowest temp setting. Press the Timer/Heat Button to select your options.
2. Switch off the button ON/OFF to turn off. Please remember to turn off the power and disconnect the power cord if the heating pad is not in use.

Note: Twin, Full: 1 x controller; Queen, King: 2 x controllers



Controllers Features:

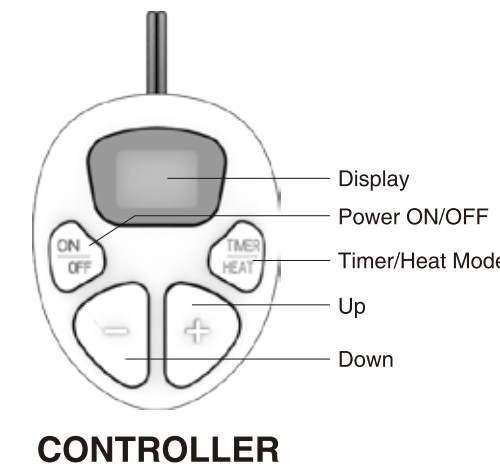
Press Timer/Heat Button to switch Heat/Timer Mode.

In the Heat Mode:

There are 10 Heat Setting Levels, with 1 the lowest heat and 10 the highest heat. The temperature goes up from 1 to 10 in the heat mode.

In the Timer Mode:

There is 1-12 Selectable Hours in the Auto Shut Off Feature. If you set this to 1, it will auto shut off in one hour. Select up to 12 hours to get the full warmth for the winter.



FCC;

NOTE: This equipment has been tested and found to comply with the limits for a Class B digital device, pursuant to part 15 of the FCC Rules. These limits are designed to provide reasonable protection against harmful interference in a residential installation. This equipment generates, uses and can radiate radio frequency energy and, if not installed and used in accordance with the instructions, may cause harmful interference to radio communications. However, there is no guarantee that interference will not occur in a particular installation. If this equipment does cause harmful interference to radio or television reception, which can be determined by turning the equipment off and on, the user is encouraged to try to correct the interference by one or more of the following measures:
 —Reorient or relocate the receiving antenna.
 —Increase the separation between the equipment and receiver.
 —Connect the equipment into an outlet on a circuit different from that to which the receiver is connected.
 —Consult the dealer or an experienced radio/TV technician for help.

Changes or modifications not approved by E&E Co. Ltd. could void the users authority to operate this equipment.

4

Q&A

Problem	Cause	Solution
The Product does not produce enough heat or does not work.	This heating product provides safe heat and protects the consumers' skin within a temperature range based on International safety standards, which helps avoid low temperature burns. Therefore, the temperature setting is for keeping warm instead of getting hot.	If you don't feel warm, you can fold the product and test it for 30 minutes to see whether it works or not (But please make sure the product is placed flat without being folded for normal use). If you still can't feel the heat after the test, please contact the customer service.
The Product does not work upon arrival.	There may be a product malfunction.	When you open the product, take it out from the packing and place it flat (do not fold). Check to insure the coupler and main power plug have been connected properly, then switch the power on to check whether the product works normally or not. If the product does not work normally, please contact our customer service.
The product does not heat evenly.	The product may be folded or the internal heating wire may have been coiled during use;	Place the Mattress Pad flat when in use. The temperature of the Mattress Pad were the human body is touching the heating zones will be higher than the areas not being touched. This is normal.
The product no longer works after being used for a period of time.	The product may have been used or washed improperly. Or there may be a malfunction with the product.	Please contact our customer service.
If the above suggestions do not solve the problems, there may be a malfunction in the product which caused the permanent safety function to activate. In this case, please contact our customer service.		

MAINTENANCE

1. Store the product only after it is completely cool and dry. Store in an airy, dry environment.
2. Make sure the product is completely cool before folding or the internal wire may be damaged.
3. Loop the cord loosely.

No warranty will be granted without the original receipt, gift receipt or copy there of.

E&E CO.Ltd. MAKES NO OTHER WARRANTIES, EXPRESS OR IMPLIED, NOT OTHERWISE SPECIFIED HERE IN:

To Obtain Warranty Service

For any questions you may have about your warming product, please contact E&E CO. Ltd. customer service at 1-866-456-8852. If you have recently purchased this item, within the last 30 days, please return the item to the original place of purchase for a full refund or exchange.

If instructed to return your product for repair or replacement by our customer service department, attach a tag to the product (do not use pins) that includes your name, address and daytime telephone number. Please include a copy of the original sales receipt. Carefully package (clean and pet-hair free) the product. Use UPS or parcel post, with shipping and insurance prepaid. Ship the product only to the address provided by Customer Service, NOT the address listed above.

E&E Co. Ltd.
45875 Northport Loop East
Fremont, CA 94538

E&E CO. Ltd. warrants that for a period stated below from the date of purchase, this product will be free from defects in material and workmanship. This warming product manufactured by E&E CO. Ltd. will carry a FIVE year limited warranty. E&E CO. Ltd., at its option, will repair this product or any component of the product found to be defective during the warranty period. Replacement will be made with a new or remanufactured product or component. If the product is no longer available, replacement may be made with a similar product of equal or greater value. This is your exclusive warranty. This warranty is valid for the original retail purchaser from the date of initial retail purchase and is not transferable. Keep the original sales receipt. Proof of purchase is required to obtain warranty performance. E&E CO. Ltd., or any retail stores selling the E&E CO. Ltd. products do not have the right to alter, modify, or any way change the terms and conditions of this warranty.

This warranty does not cover normal wear of parts or damage resulting from any of the following negligent use or misuse of the product: use on improper voltage; or current, or use contrary to the operating instructions, disassembly, repair or alteration by anyone other than E&E CO. Ltd. Further, the warranty does not cover Acts of God, or Nature, such as fire, flood, hurricanes and tornadoes. E&E CO. Ltd. shall not be liable for any incidental or consequential damages caused by the breach of any express or implied warranty. Except to the extent prohibited by applicable law, any implied warranty of merchantability or fitness for a particular purpose is limited in duration to the duration of the above warranty. Some states, provinces or jurisdictions do not allow the exclusion or limitation of incidental or consequential damages or limitations on how long an implied warranty lasts, so the above limitations or exclusion may not apply to you. This warranty gives you specific legal rights, and you may also have other rights that vary from state to state or province to province.