

SHIP8, INC.

ATTN: ACCOUNTS PAYABLE
45875 NORTHPORT LOOP EAST
FREMONT, CA 94538

US

AP.SHIP8@SHIP8.COM

ORDER FROM

101160

DELTA T, LLC DBA BIG ASS FANS
2348 INNOVATIVE DRIVE
LEXINGTON, KY 40511
US

SHIP TO

WDC(4000),
SHIP8, INC.
ATTN: CHRISTINE JENKINS
221 HANSON WAY
WOODLAND, CA 95776
US

Buyer

Purchasing Dept

Terms

Net 30 Days

FOB

FOB Origin

Ship Via

Best possible

Line No.	Vendor Item No.	Vendor Item Description	Qty Ordered	UOM	Unit Price	Extended Price
----------	-----------------	-------------------------	-------------	-----	------------	----------------

1	BLD044 - FAN	Ceiling Fan Kit, Powerfoil 6, 24', 400-480V/3PH, AFRS	1.00	Each	5,849.10	
---	--------------	---	------	------	----------	--

420 JMW.

2	BLD044 - FAN	Discount	1.00	Each	-1,500.00	
---	--------------	----------	------	------	-----------	--

3	BLD044 - FAN	Mechanical installation	1.00	Each	7,685.00	
---	--------------	-------------------------	------	------	----------	--

Total Extended Price =

26030331



SHIP8 INC.

DATE 3/13/2026

WHS LOCATION WOD

DEPARTMENT Warehouse

SUPPLIER / VENDOR:

NAME: Big A** Fans
 ADDRESS: Quote - 01137540
 CONTACT TEL NO.:

SHIP TO:

NAME: Ship8 Inc
 ADDRESS: 2222 East Beamer Street
 Woodland, CA 95776
 CONTACT TEL NO.: 912-373-7778 ext 3751

ITEM	DESCRIPTION	UNIT PRICE	QTY	EXTENDED \$\$	REMARKS/PURPOSE	CODING (ACCT USE ONLY)
	Ceiling Fan Kit, Powerfoil 6, 24", 400-480V/3PH, AFRS	5849.10	1	5849.10	to replace current fans that are inoperable.	
	Mechanical Installation	7685.00	1	7685.00		
	Discount	-1500.00	1	-1500.00		
ESTIMATED TOTAL				12034.10		

Check box if attaching quote

REQUESTER SIGNATURE: _____
 WAREHOUSE DIRECTOR SIGNATURE: _____
 SHIP8 PRESIDENT SIGNATURE: _____
 E&E CONTROLLER SIGNATURE: _____
 IT AUTHORIZER (SOFTWARE & HARDWARE): _____

DATE: _____
 DATE: _____
 DATE: _____
 DATE: _____

FOR OFFICE USE ONLY

ORDER DATE: _____	ORDERED BY: _____
STA DATE: _____	ORDERED AMOUNT: _____
PAYMENT METHOD: (Please check one) <input type="checkbox"/> OPEN ACCOUNT (VENDOR BILL) <input type="checkbox"/> COD / PREPAID <input type="checkbox"/> COMPANY CREDIT CARD / CARD HOLDER <input type="checkbox"/> EMPLOYEE CREDIT CARD / CHECK	
Provide REQ # to vendor for invoicing; submit approved requisition form to A/P for payment processing. Submit approved requisition form and vendor invoice to Controller for COD/prepaid check. Submit approved requisition form and receipt to Credit Card Holder. Attach approved requisition form and receipt to employee's expense report for reimbursement.	











2026 3 13 WOD Big A Fans Q01137540


Final Audit Report

2026-03-13

Created: 2026-03-13
By: Christine Jenkins (adobe_administrator@ship8.com)
Status: Signed
Transaction ID: CBJCHBCAABAAqTdVB0Wo5L347G1e-baQ5uzbLnYeG-fC

"2026 3 13 WOD Big A Fans Q01137540" History

-  Document created by Christine Jenkins (adobe_administrator@ship8.com)
2026-03-13 - 9:53:48 AM GMT
-  Document emailed to James Burford (james.burford@ship8.com) for signature
2026-03-13 - 9:54:15 AM GMT
-  Email viewed by James Burford (james.burford@ship8.com)
2026-03-13 - 9:54:35 AM GMT
-  Document e-signed by James Burford (james.burford@ship8.com)
Signature Date: 2026-03-13 - 9:54:57 AM GMT - Time Source: server
-  Document emailed to Alex Gonzalez (alex.gonzalez@ship8.com) for signature
2026-03-13 - 9:55:01 AM GMT
-  Email viewed by Alex Gonzalez (alex.gonzalez@ship8.com)
2026-03-13 - 11:43:07 AM GMT
-  Document e-signed by Alex Gonzalez (alex.gonzalez@ship8.com)
Signature Date: 2026-03-13 - 11:43:31 AM GMT - Time Source: server
-  Document emailed to Ron Capranos (ron.capranos@ship8.com) for signature
2026-03-13 - 11:43:34 AM GMT
-  Email viewed by Ron Capranos (ron.capranos@ship8.com)
2026-03-13 - 11:51:01 AM GMT
-  Document e-signed by Ron Capranos (ron.capranos@ship8.com)
Signature Date: 2026-03-13 - 11:51:56 AM GMT - Time Source: server
-  Agreement completed.
2026-03-13 - 11:51:56 AM GMT

 Outlook

Re: 2026 3 13 WOD Big A Fans Q01137540 between SHIP8 Inc, James Burford, Alex Gonzalez, and 1 more is Signed and Filed!

From Jessica Jeng <jessica.jeng@jlahome.com>
Date Fri 3/13/2026 12:42 PM
To Christine Jenkins <christine.jenkins@ship8.com>

Approved
Sent from my iPhone

On Mar 13, 2026, at 5:04 AM, Christine Jenkins <Christine.Jenkins@ship8.com> wrote:

Good morning, Jessica

Attached is a req form needing your approval for fan replacements at WOD.

It has been approved by James, Alex, and Ron all are on the very last page of the attached packet.

<Outlook-rynkk1dw.png>

Christine Jenkins
Purchasing Coordinator
550 Northport Parkway
Port Wentworth, GA 31407

O:912-373-7778 X 3825
<https://ship8.com/>

From: Adobe Sign <adobesign@adobesign.com>
Sent: Friday, March 13, 2026 7:52 AM
To: Ron Capranos <ron.capranos@ship8.com>; James Burford <james.burford@ship8.com>;
Christine Jenkins <christine.jenkins@ship8.com>; Alex Gonzalez <alex.gonzalez@ship8.com>
Subject: 2026 3 13 WOD Big A Fans Q01137540 between SHIP8 Inc, James Burford, Alex Gonzalez,
and 1 more is Signed and Filed!



PROPOSAL

Ship8 inc - Woodland, CA - Beamer St

QUOTE NUMBER: 01137540

THE ULTIMATE AIRFLOW SOLUTION

For more than 20 years, Big Ass Fans has set the standard for safer, more comfortable work conditions with airflow products purpose-built to excel in demanding environments. Our fans provide year-round relief from extreme temperatures, making people feel up to 10 °F (6 °C) cooler in summer and effectively circulating heated air in winter.

Engineered for efficient, maintenance-free operation and backed by unbeatable warranties, Big Ass fans deliver powerful airflow that keeps workers refreshed and productive. With a custom solution from Big Ass Fans, your business will reap the rewards of comfort and cost-savings for years.

Contact: Shelby Huddleston

Email: shelby.huddleston@bigassfans.com

Phone: (859) 629-7510

(877) 244-3267 | BIGASSFANS.COM

An ISO 9001:2015 compliant company | ©2020 Delta T, LLC dba Big Ass Fans. All rights reserved.



**EXCEPTIONALLY
ENGINEERED**

STANDARD TERMS - NET 30 DAYS UPON APPROVAL

Shipping and handling is an estimate.

Our proposals include an estimate of applicable itemized sales taxes which Big Ass Fans is legally obligated to collect and remit. The final, actual amount of such taxes would only be known at the time the customer is actually invoiced for the order.

Prices are subject to change without notice. Surcharges and/or Tariffs may be added or revised at any time and without notice.

All products are subject to Big Ass Fans return policy. For full details visit bigassfans.com/returns

The Buyer must insure that product specifications are consistent with actual field installation requirements. Big Ass Fans product recommendations are based on product specifications as transmitted to the company. As such, Big Ass Fans is not responsible for inaccuracies between the communicated product specifications and actual field installation requirements. The Buyer of the specified products assumes responsibility for the cost of returning or exchanging specified product where specified product does not meet field requirements.

Any variations to product types or quantities (or omissions of existing light fixtures during the survey process – and now not represented in project) will be considered "add-on" and an additional material requirement. These add-on materials will be priced separately.

Big Ass Fans customers who have been approved for term credit and are invoiced for their orders may pay their invoice through one of our customary term credit payment methods of: Check, money order, wire transfer or ACH payment. Any such term credit approved customers who subsequently elect to pay their term invoice by credit card will also be charged a convenience fee for doing so. The exact amount of the convenience fee will be communicated to the customer before the transaction is processed and the card is charged. The Fee is calculated by multiplying the amount sought to be charged to the credit card by .03. (Fee = .03 x Total Amount Paid). If the customer elects not to pay the convenience fee, the customer may use one of the other payment channels alluded to above, free of charge.

Customer is responsible for paying all applicable state and local transactional taxes resulting from the sale. As a manufacturer of tangible personal property registered to do business in all 50 US States, Big Ass Fans is obligated to collect and remit applicable sales taxes and the transaction will be treated and reported as the sale of tangible personal property sold by a manufacturer.

To the extent that the Buyer takes any contrary position with any taxing authority subsequent to this transaction which results in additional and/or different transaction-based taxes for which Big Ass Fans is responsible, Big Ass Fans reserves the right to apply any sales tax collected to any such additional taxes due and/or invoice the Buyer for any other additional amounts due. Additionally, to the extent that applicable transactional taxes were not collected at the time of sale in reliance upon an Exemption Certificate or other exemption later found to be inapplicable by Big Ass Fans, in the exercise of its sole and absolute discretion, Big Ass Fans will invoice Buyer for any applicable sales or other transactional taxes.

Buyer covenants and agrees to promptly pay any such amounts to Big Ass Fans on the same terms and conditions as any other amounts owed to Big Ass Fans on the applicable Order.

The transaction and contract that is the subject of this Proposal shall be governed by the internal laws of the Commonwealth of Kentucky. Any controversy or claim arising out of or relating to this contract, or the breach thereof, shall be settled by arbitration administered by the American Arbitration Association in accordance with its Commercial Arbitration Rules, and judgment on the award rendered by the arbitrator(s) may be entered in any court having jurisdiction thereof.

Upon sales agreement being signed and submitted, order shipment date changes may not be submitted or changed by the purchasing party within 10 business days of scheduled shipment. Scheduled shipment dates may not be changed within the final 10 business days of a given month. Should a customer require that a shipment date be changed within 10 business days or scheduled shipment or within the final 10 business days of a given month, Big Ass Fans reserves the right to decline the customer's request. Secondly, Big Ass Fans reserves the right to charge a monetary fee for any shipment date change request that falls within the representative windows described above. Reconsignment fees are as follows: \$50 for small diameter fan orders and \$500 for large overhead orders.

Evaporative Cooler (Cool-Space) orders are not able to be canceled outside of the same business day in which purchase has been confirmed. Customer assumes responsibility for all necessary reconsignment fees related to shipping &/or freight charges as a result of canceled orders completed outside of the hours of 8:00AM to 5:00PM EST on the same business day purchase occurs.

This Proposal and its Associated Terms may not be modified or added to, except by a subsequent writing executed by Big Ass Fans.

PURCHASING OR USING ANY OF OUR PRODUCTS & SERVICES INDICATES YOU AGREE WITH OUR [TERMS OF SERVICE](#) AND [PRIVACY POLICY](#). (FOR FULL WARRANTY, TERMS, AND CONDITIONS FOR ALL BIG ASS PRODUCTS, VISIT BIGASSFANS.COM)

Notwithstanding any provision to the contrary, neither party shall be liable to the other party (or any third party) for indirect, consequential, special, incidental, or punitive damages arising from the sale of the products or this agreement. In addition, seller's total aggregate liability under this agreement shall never exceed the value of the purchase order or the previous twelve (12) months of sales hereunder, whichever is less. This provision shall survive the expiration of termination of this agreement.

INTELLECTUAL PROPERTY

Big Ass Fans retains exclusive ownership of all intellectual property rights embodied by and/or associated with the products sold.

877.244.3267 | BIGASSFANS.COM

An ISO 9001:2015 compliant company | © 2023 Delta T, LLC dba Big Ass Fans. All rights reserved.



CUSTOMER CONTACT INFORMATION

PLEASE CONFIRM AND COMPLETE ALL BILLING AND SHIPPING INFORMATION FOR YOUR ORDER.

ACCOUNTS PAYABLE (BILLING) ADDRESS:

2222 Beamer St, Woodland, CA, 95776, US

IS THE BILLING ADDRESS ABOVE CORRECT? Y / N

If this address is incorrect, please provide correct information below:

Company Name: _____

Contact Name: _____

Billing Address: _____

City, State, Zip: _____

Email: _____

Phone: _____ DUNS #: _____

SHIPPING ADDRESS:

2222 Beamer St, Woodland, CA, 95776, US

IS THE SHIPPING ADDRESS ABOVE CORRECT? Y / N

If this address is incorrect, please provide correct information below:

Company Name: _____

Contact Name: _____

Shipping Address: _____

City, State, Zip: _____

Email: _____

Phone: _____

If your organization requires a purchase order, please provide the PO number here: _____
Please provide any available PO documentation to your BAF sales representative.

If this purchase is tax exempt (e.g., 501(c)(3), 509(a), Section 527, registered resellers), you must provide a valid tax exemption certificate to your BAF sales representative.

CLIENT

BIG ASS FANS

Signature

Signature

Printed Name Date

Printed Name Date





BIG ASS FANS

POWERFOIL 6

BIG AIR. BOLD MOVE.

ENTRY LEVEL? ONLY IN PRICE.

Heat and stagnant air can slow your operations to a crawl. Keep the air—and your people—moving with Powerfoil 6. This isn't some stripped-down budget fan. It's a fully wired, factory-tested workhorse with efficient installation that moves serious air with Big Ass confidence. From its precision-engineered gearbox to its bold branded finishes, Powerfoil 6 brings top-tier performance to your facility without blowing your budget.

SPECIFICS

- Industry-leading, redundant safety systems
- Fully wired and factory tested
- Variable speed operation
- Branded hub and VFD covers
- Improves energy efficiency
- Up to 7-years mechanical warranty; 3-year electrical

KEY FEATURES

- Six aluminum airfoils with winglets and safety restraints
- Sealed helical gearbox and industrial motor
- 8'–24' diameter options
- Mounts to I-beams, bar joists, solid beams, and purlins



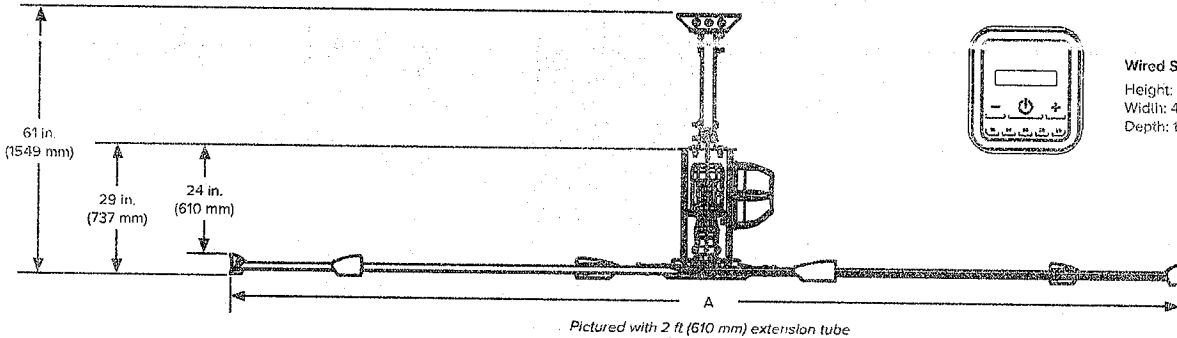
FOR MORE INFORMATION

Visit bigassfans.com/contact-us or call 877.BIG.FANS to learn more about Powerfoil 6.



BIG ASS FANS

POWERFOIL 6 TECHNICAL SPECIFICATIONS




Wired Standard Control
 Height: 4.86 in. (123 mm)
 Width: 4.54 in. (115 mm)
 Depth: 1.3 in. (29 mm)

Technical Specifications						
Diameter (A)	Max Weight ¹	Max Speed	Input Power and Required Breaker	Motor Horsepower	Airfoil Clearances ²	Max Operating Temperature
8 ft (2.4 m)	124 lb (56.2 kg)	183.8 RPM	200–240 VAC, 50/60 Hz, 1 Φ , 20 A 200–240 VAC, 50/60 Hz, 3 Φ , 15 A 400–480 VAC, 50/60 Hz, 3 Φ , 10 A	1.0 hp (0.75 kW)	2 ft (0.6 m) on sides	104°F (40°C)
10 ft (3.0 m)	135 lb (61.2 kg)	152 RPM		1.0 hp (0.75 kW)	4 ft (1.2 m) below ceiling	
12 ft (3.7 m)	185 lb (83.9 kg)	125.3 RPM		1.5 hp (1.1 kW)	2 ft (0.6 m) on sides	
14 ft (4.3 m)	192 lb (87.1 kg)	100.6 RPM		1.5 hp (1.1 kW)	5 ft (1.5 m) below ceiling	
16 ft (4.9 m)	204 lb (92.5 kg)	86.1 RPM		1.5 hp (1.1 kW)	2 ft (0.6 m) on sides	
18 ft (5.5 m)	210 lb (95.3 kg)	79.3 RPM		2.0 hp (1.5 kW)	6 ft (1.8 m) below ceiling	
20 ft (6.1 m)	217 lb (98.4 kg)	70.3 RPM		2.0 hp (1.5 kW)	2 ft (0.6 m) on sides	
24 ft (7.3 m)	231 lb (104.8 kg)	52.6 RPM		2.0 hp (1.5 kW)	7 ft (2.1 m) below ceiling	


Construction Features				
Airfoils	Motor and Onboard VFD	Mounting	Multi-Point Safety ³	Colors
Six patented Powerfoil airfoils (mill finish) Powerfoil winglets eliminate wind noise (BAF yellow)	Industrial-grade motor and gearbox feature inline helical-cut gears for efficient, durable, and reliable operation; lubricated for life with synthetic oil Onboard, pre-wired NEMA 4X VFD housed in spacious ABS/PVC-based enclosure with built-in heatsink	Standard upper mount installs to I-beams and bar joists Extension tubes available in 1, 2, 3, 4, 5, 10, or 15 ft lengths (0.3, 0.6, 0.9, 1.2, 1.5, 3, or 4.6 m lengths) Optional kits allow for mounting to solid beams and purlins	Double safety cable system, airfoil retainers, hub safety clips, Grade 8 hardware, fire relay, guy wires, and airfoil restraint system	Standard colors are silver and yellow. Individualize your fan with one of our classic color upgrades, or work with our design consultants to create a shade that's all your own.

Controls		
Wired Standard Control	BAFcon Upgrade ⁴	Integrations
Made from durable UV-resistant materials Rated IP55 Intuitive touchscreen interface On/Off and variable speed control Password protection Powered by fan drive	Integrated SmartSense technology automatically adjusts fan speed based on seasonal conditions 24-bit color LCD display with resistive touchscreen protected in sleek metal and ABS housing Powered by fan drive	Building automation systems (Modbus-RTU protocol or BACnet adapter) Fire suppression systems

Wired Standard Control



¹ Weight does not include mount or extension tube.
² Measure the distance from the lip of the winglet to the ceiling or major obstruction.
³ Airfoil restraint system comes standard on 20–24 ft (6.1–7.3 m) fans and is an option for smaller diameter fans. The fire relay must be wired during install if required by local code. Guy wires are included with fans that have extension tubes 4 ft (1.2 m) or longer.
⁴ Optional upgrade available; ships separately.



BIG ASS FANS

USA
BIGASSFANS.COM
877.244.3267

CANADA
BIGASSFANS.COM
647.524.4777

AUSTRALIA
BIGASSFANS.COM/AU
1300.244.2777

SINGAPORE
BIGASSFANS.COM/SG
63967083500

MECHANICAL SCOPE OF WORK

Industrial Overhead Fans



This document is a reference tool only. Please consult the installation guide for complete installation instructions and safety guidelines.

GENERAL

- Includes a single mobilization during regular working hours from 7 a.m. to 5 p.m., Monday through Friday. After hours charges will apply. Additional mobilizations can be custom quoted by project.
- If applicable, bridge cranes in or near fan installation area must be locked out during fan installation.
- To activate warranty coverage, Check-In and Close-Out forms must be completed and returned to Big Ass Fans.
- Whether provided by Big Ass Fans or the customer, the lift must be an OSHA-approved, two-man scissor lift, unless otherwise specified.
- If the lift is provided by the customer, but is unavailable or in an unsafe condition, Big Ass Fans will order a replacement lift and the customer will be charged for its usage, as well as any resulting downtime.
- Angle iron or other steel added by the installer in commercial or finished (non-industrial) spaces will be painted to match by the installer.
- Wasted trips or delays caused by the customer, including timely access to work area(s), timely delivery of fans to the installers, fan/controller placement indecision, and incomplete customer responsibilities, will result in extra charges.

NOT INCLUDED IN THIS SCOPE OF WORK

- Use of scaffolding, all-terrain lifts, articulated boom lifts, or specialty lifts
- Clean-up or rework of existing electrical infractions
- Additional local disconnecting means adjacent to the fan
- Welding or additional structural reinforcement
- Structural engineering charges
- Fire alarm tie-in at the fire control panel
- Full wiring runs encased in rigid or EMT conduit unless quoted
- Spotter requirements or minimum number of crew members
- Repair/replace any type of fireproofing material
- Making a direct connection to a building management system
- Cutting into or repairing finished ceilings
- Removal/reinstallation of ceiling tiles
- Relocation of obstacles, such as light fixtures, electrical conduits, gas lines, water lines, sprinkler lines, etc.
- Any permits or inspections
- Any other requirements beyond details in this Scope of Work

CUSTOMER RESPONSIBILITY — *MUST BE COMPLETED PRIOR TO BIG ASS FANS' ARRIVAL*

- Obtain all required electrical permits and inspections, if required.
- Receive and store the fan shipment in a safe, dry place until installation.
- Install wiring per NEC the power source and junction box within 5 ft (1.5 m) of the fan mounting location. Power must be live before the installation is started. Return trip to commission the fan(s) will result in extra charges.
- IF FIRE RELAY INSTALL NOT PURCHASED: Install fire wire per NEC from the fire control panel to the contact relay at the VFD location.
- Final tie-in to the fire panel. The provided relay requires 20–32 VDC to energize (to be provided by the panel).
- If BAFCON controller is purchased for Basic 6/Powerfoil 8, provide NEMA-specified receptacle at the fan controller location.
- If LED kit is purchased for Powerfoil D/Powerfoil X4.0, provide AC powered lighting circuit within 3 linear feet of fan mounting location.

BIG ASS FANS RESPONSIBILITY

- Make the electrical connection between the customer-installed junction box and the onboard VFD or fan electronics board.
- Assemble and mount the complete fan kit to the building structure, including safety cables.
- PIVOT 2.0: Attach and secure all cage brackets and adjust the pivot joint to the desired fan direction.
- Install the wall-mounted digital controller to an accessible surface (column, concrete wall, or wood) within 150 ft (45.7 m) of the fan, and run the wire connection to the VFD in EMT conduit to eave height ONLY. If any additional wiring needs to be fully encased in EMT or rigid conduit, it must be quoted.
- IF FIRE RELAY INSTALL NOT PURCHASED: Install a contact relay at the VFD location. (If fire relay is purchased, refer to the Fire Relay Scope of Work.)
- Fan startup and operational training.

The installation of HVLS fans in buildings equipped with sprinklers, including ESFR sprinklers, shall comply with the following:

- The HVLS fan shall be centered approximately between four adjacent sprinklers.
- The vertical distance from the HVLS fan to sprinkler deflector shall be a minimum of 3 ft (0.9 m).
- All HVLS fans shall be interlocked to shut down immediately upon receiving a water flow signal from the alarm system in accordance with the requirements of NFPA 72.

WARNING: To reduce the risk of electric shock, wiring should be performed by a qualified electrician! Incorrect assembly can cause electric shock or damage the motor and the controller!

WARNING: Fan installation must be in accordance with the National Electrical Code, ANSI/NFPA 70, and all local codes. Failure to comply with these codes could result in personal injury or property damage.

CAUTION: The Big Ass Fans product warranty will not cover equipment damage or failure that is caused by improper installation by customer.

WARNING: The fan should not be installed unless the structure on which the fan is to be mounted is of sound construction, undamaged, and capable of supporting the loads of the fan and its method of mounting. Verifying the stability of the mounting structure is the sole responsibility of the customer and/or end user, and Big Ass Fans expressly disclaims any liability arising therefrom, or arising from the use of any materials or hardware other than those supplied by Big Ass Fans or otherwise specified in the installation instructions which can be found in the installation manual.

SCOPE OF WORK



Fire Relay

This document is a reference tool only. Please consult the installation guide for complete installation instructions and safety guidelines.

GENERAL

- Includes a single mobilization during regular working hours from 7 a.m. to 5 p.m., Monday through Friday. After hours charges will apply. Additional mobilizations can be custom quoted by project.
- If applicable, bridge cranes in or near fan installation area must be locked out during fan installation.
- To activate warranty coverage, Check-In and Close-Out forms must be completed and returned to Big Ass Fans.
- Whether provided by Big Ass Fans or the customer, the lift must be an OSHA-approved, two-man scissor lift, unless otherwise specified.
- If the lift is provided by the customer, but is unavailable or in an unsafe condition, Big Ass Fans will order a replacement lift and the customer will be charged for its usage, as well as any resulting downtime.
- Angle iron or other steel added by the installer in commercial or finished (non-industrial) spaces will be painted to match by the installer.
- Wasted trips or delays caused by the customer, including timely access to work area(s), timely delivery of fans to the installers, fan/controller placement indecision, and incomplete customer responsibilities, will result in extra charges.

NOT INCLUDED IN THIS SCOPE OF WORK

- Additional labor or materials needed if fire alarm panel is located in another tenant's suite/area of the building that is not owned or leased by the customer
- Use of scaffolding, all-terrain lifts, articulated boom lifts, or specialty lifts
- Clean-up or rework of existing electrical infractions
- Additional local disconnecting means adjacent to the fan
- Welding or additional structural reinforcement
- Full wiring runs encased in rigid or EMT conduit
- Additional wiring, work or return trips required for addressable fire systems (ie: fire panel company requiring a proprietary relay)
- Spotter requirements or minimum number of crew members
- Repair/replace any type of fireproofing material
- Removal/reinstallation of ceiling tiles
- Cutting into or repairing finished ceilings
- Relocation of obstacles, such as light fixtures, electrical conduits, gas lines, water lines, sprinkler lines, etc.
- Preliminary work for electrical permit, e.g., layouts or additional visits
- Any permits or inspections
- Any other requirements beyond details in this Scope of Work

CUSTOMER RESPONSIBILITY — MUST BE COMPLETED PRIOR TO BIG ASS FANS' ARRIVAL

- Receive and store the fan shipment and any required fire relay parts in a safe, dry place until installation.
- Provide switched 20–32 VDC power from the fire control panel.
- Final tie-in of the fire alarm cable at the fire control panel and any programming required (to be completed after fans installed).

BIG ASS FANS RESPONSIBILITY

- Install fire alarm cable (per NEC Article 760) from the fan VFD to the next fan in the chain or to within 5 ft (1.5 m) of fire alarm panel (for the last fan in the chain), not to exceed 250 linear feet (76.2 linear meters).
- Install protective conduit from the fire relay location to ceiling height (where applicable with an offboard VFD) and free-air installation of fire alarm cable at ceiling height, per NEC. If any additional wiring needs to be fully encased in EMT or rigid conduit, then it must be quoted.
- Verify fire relay operation using temporary power.

The installation of HVLS fans in buildings equipped with sprinklers, including ESFR sprinklers, shall comply with the following:

- The HVLS fan shall be centered approximately between four adjacent sprinklers.
- The vertical distance from the HVLS fan to sprinkler deflector shall be a minimum of 3 ft (0.9 m).
- All HVLS fans shall be interlocked to shut down immediately upon receiving a water flow signal from the alarm system in accordance with the requirements of NFPA 72.

WARNING: To reduce the risk of electric shock, wiring should be performed by a qualified electrician! Incorrect assembly can cause electric shock or damage the motor and the controller!

WARNING: Fan installation must be in accordance with the National Electrical Code, ANSI/NFPA 70, and all local codes. Failure to comply with these codes could result in personal injury or property damage.

CAUTION: The Big Ass Fans product warranty will not cover equipment damage or failure that is caused by improper installation by customer.

WARNING: The fan should not be installed unless the structure on which the fan is to be mounted is of sound construction, undamaged, and capable of supporting the loads of the fan and its method of mounting. Verifying the stability of the mounting structure is the sole responsibility of the customer and/or end user, and Big Ass Fans expressly disclaims any liability arising therefrom, or arising from the use of any materials or hardware other than those supplied by Big Ass Fans or otherwise specified in the installation instructions which can be found in the installation manual.

SCOPE OF WORK

Fan Removal



This document is a reference tool only. Please consult the installation guide for complete installation instructions and safety guidelines.

GENERAL

- Includes a single mobilization during regular working hours from 7 a.m. to 5 p.m., Monday through Friday. After hours charges will apply. Additional mobilizations can be custom quoted by project.
- If applicable, bridge cranes in or near fan installation area must be locked out during fan installation.
- Whether provided by Big Ass Fans or the customer, lifts must be OSHA-approved, two-man scissor lifts, unless otherwise specified.
- If a lift is to be provided by the customer, but is unavailable or in an unsafe condition, Big Ass Fans will order a replacement lift and the customer will be charged for its usage, as well as any resulting downtime.
- Roof insulation that is currently in place will not be touched or modified.
- Wasted trips or delays caused by the customer, including timely access to work area(s), timely delivery of fans to the installers, fan/controller placement indecision, and incomplete customer responsibilities, will result in back charges.

NOT INCLUDED IN THIS SCOPE OF WORK


- Use of scaffolding, all-terrain lifts, articulated boom lifts, or specialty lifts
- Clean-up or rework of existing electrical infractions
- Additional local disconnecting means adjacent to the fan
- Welding or additional structural reinforcement
- Structural engineering charges
- Fire alarm tie-in at the fire control panel
- Full wiring runs encased in rigid or EMT conduit
- Spotter requirements or minimum number of crew members
- Making a direct connection to a building management system
- Repair/replace any type of fireproofing material
- Removal/reinstallation of ceiling tiles
- Cutting into or repairing finished ceilings
- Relocation of obstacles, such as light fixtures, electrical conduits, gas lines, water lines, sprinkler lines, etc.
- Removing electrical or low-voltage wiring
- Any other requirements beyond details in this Scope of Work
- Disposal of the fan unit unless quoted prior to arrival on site


CUSTOMER RESPONSIBILITY — MUST BE COMPLETED PRIOR TO BIG ASS FANS' ARRIVAL

- Provide a secure location for the packaged fan components until shipment.
- If packaging was not purchased from Big Ass Fans, securely package all fan parts for shipment.

BIG ASS FANS RESPONSIBILITY

- Disassemble and remove the following:
 - Airfoils
 - Main fan unit
 - Extension tube
 - Upper yoke
 - Guy wires (if applicable)
 - Safety cable
 - Angle iron spans (at customer discretion)
- Remove wall-mounted VFD or remote control unit.
- Remove or cap off all wiring connections (per the National Electric Code).
- If packaging was purchased from Big Ass Fans, securely package all fan parts for shipment. Packaging must be on site at the time of service.

Signature: 
James Burford (Mar 13, 2026 06:54:57 EDT)
Email: james.burford@ship8.com

Signature: 
Alex Gonzalez (Mar 13, 2026 04:43:31 PDT)
Email: alex.gonzalez@ship8.com

Signature: *Ron Capranos*
Email: ron.capranos@ship8.com

SHIP8, INC.

ATTN: ACCOUNTS PAYABLE
45075 NORTHPORT LOOP EAST
FREMONT, CA 94538

US

AF.SHIP8@SHIP8.COM

ORDER FROM

101180

DELTA T. LLC DBA BIG ASS FANS
2348 INNOVATIVE DRIVE
LEXINGTON, KY 40511
US

SHIP TO
WDC(4000)

SHIP8, INC.
ATTN: CHRISTINE JENKINS
221 HANSON WAY
WOODLAND, CA 95776
US

Buyer

Purchasing Dept

Terms

.Net 30 Days

FOB

FOB Origin

Ship Via

Best possible

Line No.	Vendor Item No.	Vendor Item Description	Qty Ordered	UOM	Unit Price	Extended Price
1	BLD044 - FAN	Ceiling Fan Kit, Powerfol 6, 21", 400-480V/3PH, AFRS	1.00	Each	5,849.10	5,849.10
2	BLD044 - FAN	Discount	1.00	Each	-1,500.00	-1,500.00
3	BLD044 - FAN	Mechanical Installation	1.00	Each	7,685.00	7,685.00

Total Extended Price = 12,034.10

Completed

CAV

4-20-26

Delta T LLC
 2348 Innovation Drive
 P.O. Box 11307
 Lexington KY 40575-1307

Remit Payment to:
 Big Ass Fans
 PO Box 638767
 Cincinnati, OH 45263-8767
 Phone: 1-877-BIG-FANS



BIG ASS FANS[®]

INVOICE

Invoice: 10620762

Date: 3/24/2026

Bill To: 10962718

SHIP8 INC - FREMONT, CA
 AP.SHIP8@SHIP8.COM
 45875 NORTHPORT LOOP EAST
 FREMONT CA 94538
 UNITED STATES

Ship To: 152847

ALEX GONZALEZ
 SHIP8 INC - WOODLAND, CA
 221 HANSON WAY
 Woodland CA 95776
 UNITED STATES

E-Mail: AP.SHIP8@SHIP8.COM

PO Number: 26030331	Terms: Net 30	F.O.B.: FOB (Origin)
Sales Rep: Shelby Huddleston	Ordered: 3/16/2026	Ship Via: R & L Carriers
Packing Slip: 13872	Sales Order: 13559	Ship Date: 3/24/2026

Installation will be billed upon completion.

Line	Part Number/Description	Revision	Quantity	Unit Price	Ext Price
	F-PF63-2404S65	A	1.00 EA	5,489.10 EA	5,489.10
	CEILING FAN KIT, POWERFOIL 6, 24 FT, 460V/3PH, AFRS				
	M-PX3-0102	B	1.00 EA	360.00 EA	360.00
	PX Standard Industrial Mount Kit, 5-9 7/8" Beam Mount, 2 ft Extension Tube				
	C-WSC-00-01	A	1.00 EA	0.00 EA	0.00
	Wired Standard Control				

Miscellaneous Charges:	
Description	Amount
Trade-In Allowance	-1,500.00
Freight End User	675.00

All products and services sold hereunder are off the shelf and are not custom made or "works made for hire." Big Ass Fans retains exclusive ownership of all intellectual property rights embodied by and/or associated with the products sold hereunder.

Notwithstanding any provision to the contrary, neither party shall be liable to the other party (or any third party) for indirect, consequential, special, incidental, or punitive damages arising from the sale of the products or this agreement. In addition, seller's total aggregate liability under this agreement shall never exceed the value of the purchase order or the previous twelve (12) months of sales hereunder, whichever is less. This provision shall survive the expiration of termination of this agreement.

Applicable taxes are also subject to the tax provisions of the applicable Proposal's 'STANDARD TERMS'. Big Ass Fans customers who have been approved for term credit and are invoiced for their orders may pay their invoice through one of our customary term credit payment methods of: Check, money order, wire transfer or ACH payment. Any such term credit approved customers who subsequently elect to pay their term invoice by credit card will also be charged a convenience fee for doing so. The exact amount of the convenience fee will be communicated to the customer before the transaction is processed and the card is charged. The Fee is calculated by multiplying the amount sought to be charged to the credit card by .03. (Fee = .03 x Total Amount Paid). If the customer elects not to pay the convenience fee, the customer may use one of the other payment channels alluded to above, free of charge. For billing inquiry, please contact Accounts Receivable at receivables@bigassfans.com, by phone at (859)-629-7900, or by fax at (859) 977-0730. Interest and/or finance charges will be added to past-due balances. In addition to the above, in the event that this invoice is placed in the hands of an attorney or agency for collection, Big Ass Fans will add all of such costs to the past-due balance.

Delta T LLC
 2348 Innovation Drive
 P.O. Box 11307
 Lexington KY 40575-1307

Remit Payment to:
 Big Ass Fans
 PO Box 638767
 Cincinnati, OH 45263-8767
 Phone: 1-877-BIG-FANS



BIG ASS FANS®

INVOICE

Invoice: 10620762

Date: 3/24/2026

INVOICE		- Taxes -		
Description	Taxable Amt	Percent	Amount	
CALIFORNIA	5,489.10	6.00 %	329.35	
CALIFORNIA	360.00	6.00 %	21.60	
CALIFORNIA	675.00	6.00 %	40.50	
YOLO	5,489.10	0.25 %	13.72	
YOLO	360.00	0.25 %	0.90	
YOLO	675.00	0.25 %	1.69	
YOLO CO LOCAL TAX SL	5,489.10	1.00 %	54.89	
YOLO CO LOCAL TAX SL	360.00	1.00 %	3.60	
YOLO CO LOCAL TAX SL	675.00	1.00 %	6.75	
WOODLAND	5,489.10	0.75 %	41.17	
WOODLAND	360.00	0.75 %	2.70	
WOODLAND	675.00	0.75 %	5.06	

Payment Schedule		
Due Date	Amount (USD)	
1 4/23/2026	5,546.03	
Total	5,546.03	

Total: USD 5,546.03

We report to
dun & bradstreet
 to better serve the credit community
www.dnb.com

All products and services sold hereunder are off the shelf and are not custom made or "works made for hire." Big Ass Fans retains exclusive ownership of all intellectual property rights embodied by and/or associated with the products sold hereunder.

Notwithstanding any provision to the contrary, neither party shall be liable to the other party (or any third party) for indirect, consequential, special, incidental, or punitive damages arising from the sale of the products or this agreement. In addition, seller's total aggregate liability under this agreement shall never exceed the value of the purchase order or the previous twelve (12) months of sales hereunder, whichever is less. This provision shall survive the expiration of termination of this agreement.

Applicable taxes are also subject to the tax provisions of the applicable Proposal's 'STANDARD TERMS'. Big Ass Fans customers who have been approved for term credit and are invoiced for their orders may pay their invoice through one of our customary term credit payment methods of: Check, money order, wire transfer or ACH payment. Any such term credit approved customers who subsequently elect to pay their term invoice by credit card will also be charged a convenience fee for doing so. The exact amount of the convenience fee will be communicated to the customer before the transaction is processed and the card is charged. The Fee is calculated by multiplying the amount sought to be charged to the credit card by .03. (Fee = .03 x Total Amount Paid). If the customer elects not to pay the convenience fee, the customer may use one of the other payment channels alluded to above, free of charge. For billing inquiry, please contact Accounts Receivable at receivables@bigassfans.com, by phone at (859)-629-7900, or by fax at (859) 977-0730. Interest and/or finance charges will be added to past-due balances. In addition to the above, in the event that this invoice is placed in the hands of an attorney or agency for collection, Big Ass Fans will add all of such costs to the past-due balance.