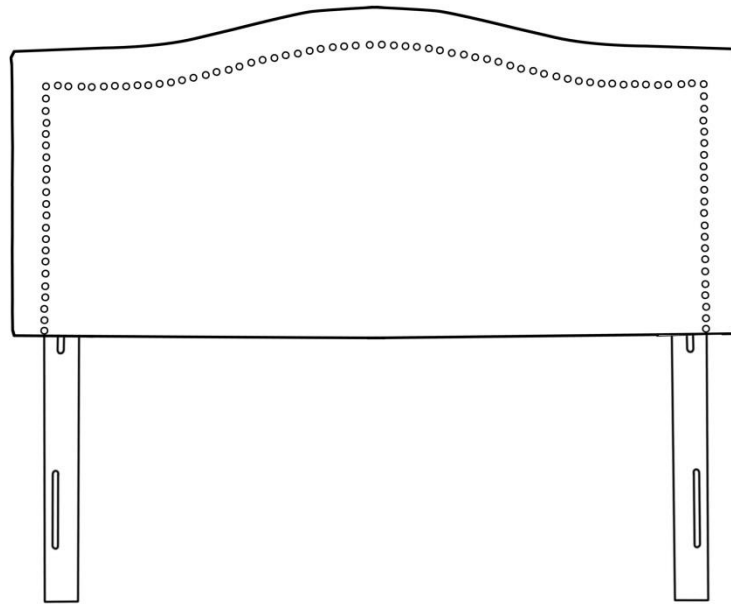


ASSEMBLY INSTRUCTIONS

NADINE UPHOLSTERY HEADBOARD

MADISON **PARK**®

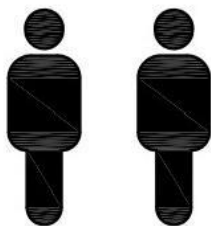


Please read below before assembly:

- Assemble the product on a flat, soft surface such as a carpet or cloth to prevent scratching the finish.
- Do not discard any content until assembly is complete to avoid accidentally discarding small parts or hardware.
- Take out all parts and hardware from box.
- Failure to follow these instructions may cause the bolts to misalign during assembly.

DISCLAIMERS:

- WHEN PROPERLY ASSEMBLED, THIS ITEM IS SAFE FOR INTENDED USE. SELLER IS NOT LIABLE FOR ANY DAMAGES RESULTING FROM ITEM BEING IMPROPERLY ASSEMBLED AFTER PURCHASE.
- BOLTS MAY LOOSEN DURING NORMAL EVERYDAY USE. THEY SHOULD BE INSPECTED AT LEAST EVERY 3 MONTHS AND RE-TIGHTEN AS NEEDED TO PREVENT DAMAGE OR INJURY, AND ENSURE STABILITY.





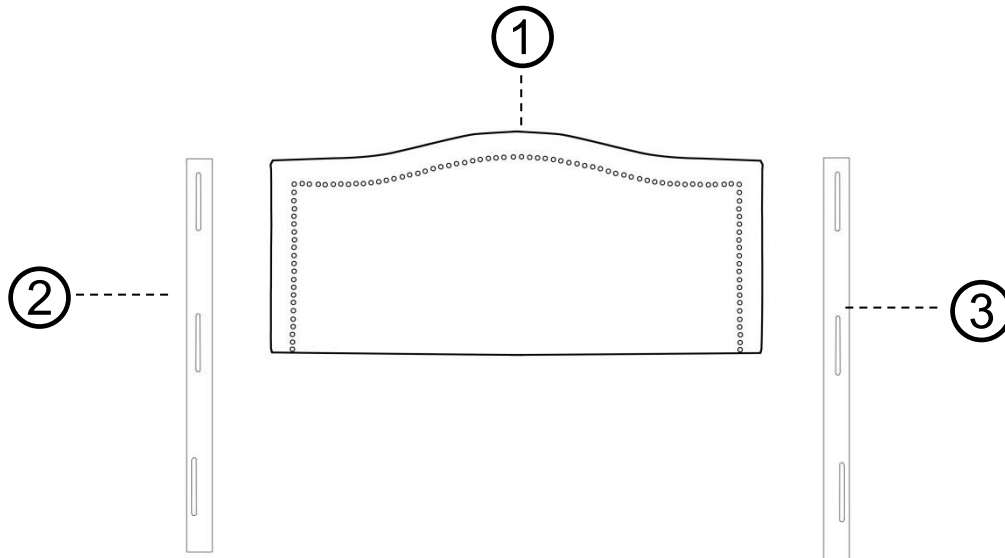
PEOPLE NEEDED





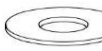



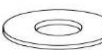


ESTIMATED TIME

PARTS LIST

①	HEADBOARD BODY		1 PC
②	LEFT SUPPORT LEG (WITH STICKER " LEFT ")		1 PC
③	RIGHT SUPPORT LEG (WITH STICKER " RIGHT ")		1 PC

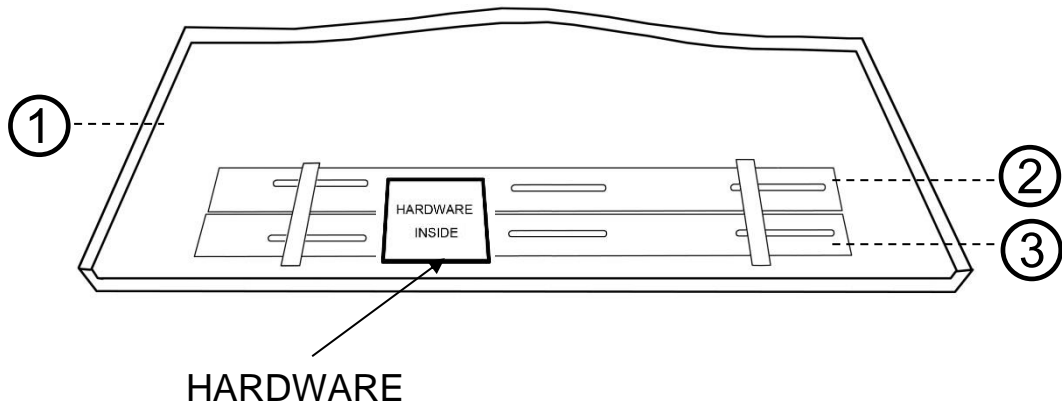


HARDWARE LIST





A	BOLT - Ø5/16" x 1"		4 PCS	PACK I (Assemble support legs to headboard body)
B	LOCK WASHER - 5/16"		4 PCS	
C	FLAT WASHER - 5/16"		4 PCS	
D	ALLEN KEY - 5/16"		1 PC	
E	BOLT - Ø5/16" x 1"		4 PCS	PACK II (Assemble headboard to bed frame, frame not provided)
F	LOCK WASHER - 5/16"		4 PCS	
G	FLAT WASHER - 5/16"		4 PCS	
H	HEXAGON NUT- 5/16"		4 PCS	
I	SPANNER-1/2"		1 PC	

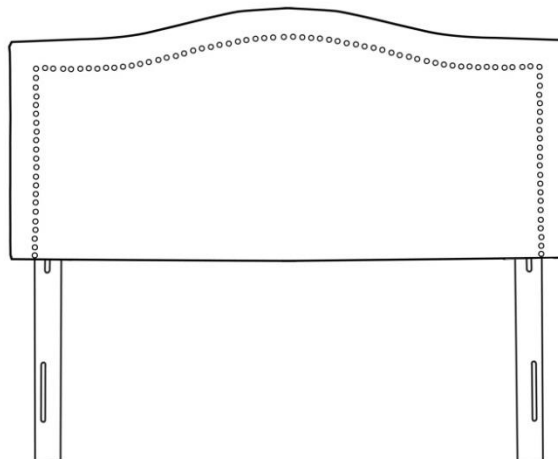
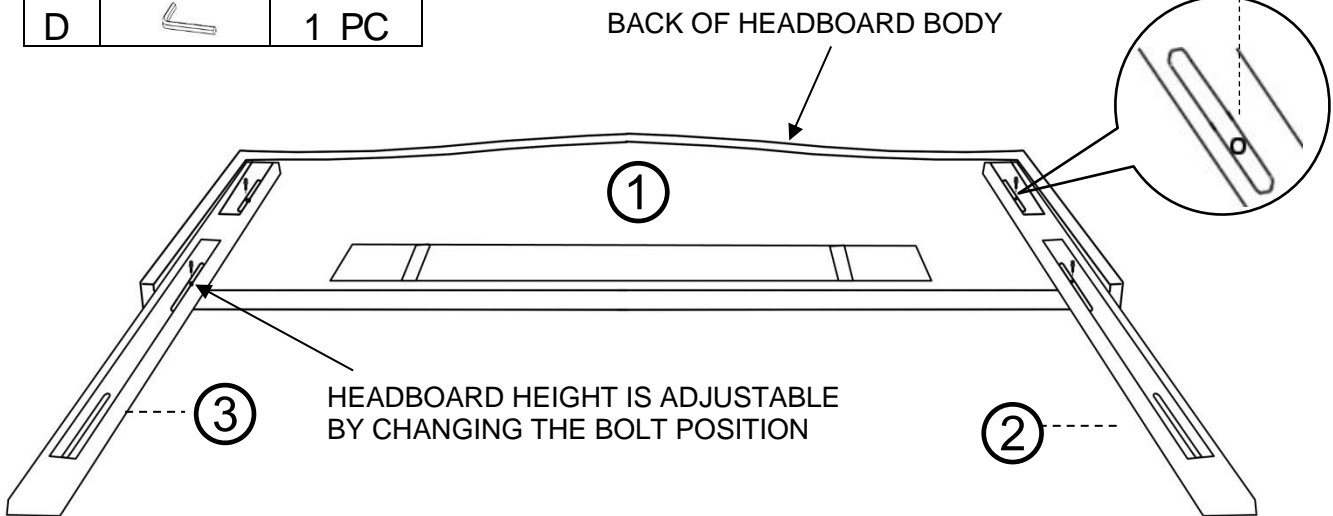
STEP 1

LOCATE PARTS AND HARDWARE PER BELOW DRAWING



STEP 2

A		4 PCS
B		4 PCS
C		4 PCS
D		1 PC



Care & Maintenance

Do ...



Wipe up spills immediately.



Dust and pick-up spills using a clean, non-colored, lint-free, dry cloth.



Use mild non-abrasive soap and water.

Don't...



Do not put hot items directly on furniture surface.



Do not clean furniture with harsh cleansers or polish.



Do not place furniture in direct sunlight.



Do not place furniture near heating or cooling vents.



Do not write on furniture without a padded barrier to protect the surface.



Do not place furniture outside. For indoor use only.