

# BECKETT KING BED BECKETT QUEEN BED

*Signature*  
MADISON PARK

Assembly instructions:

### 1

### 2

### 3

### 4

#### PARTS LIST

| No. | DESCRIPTION           | IMAGE | QTY |
|-----|-----------------------|-------|-----|
| P1  | STRETCHER             |       | 1   |
| P2  | HEADBOARD LEG (LEFT)  |       | 1   |
| P3  | HEADBOARD LEG (RIGHT) |       | 1   |
| P4  | HEADBOARD             |       | 1   |
| P5  | HEADBOARD FINIAL      |       | 2   |
| P6  | FOOTBOARD             |       | 1   |
| P7  | TURNING POST          |       | 2   |
| P8  | TOP RAIL              |       | 1   |
| P9  | FOOTBOARD FINIAL      |       | 2   |

#### HARDWARE LIST

| No. | DESCRIPTION         | IMAGE | QTY |
|-----|---------------------|-------|-----|
| H1  | FLAT WASHER 5/16"   |       | 10  |
| H2  | SPRING WASHER 5/16" |       | 10  |
| H3  | BOLT 5/16" X 2"     |       | 10  |
| H4  | ALLEN KEY           |       | 1   |

**NOTE:** PO# is located underneath/ inside of each item. Please be prepared to provide this # should any claim be necessary.

**CAUTION:** Item is heavy assembly should be performed by two people.

**DISCLAIMER:**  
When properly assembled, this item is safe for intended use. Seller is not liable for any damages resulting from item being improperly assembled after purchase.

# BECKETT KING BED BECKETT QUEEN BED

Assembly instructions:

| PARTS LIST |              |       |                       |
|------------|--------------|-------|-----------------------|
| No.        | DESCRIPTION  | IMAGE | QTY                   |
| P10        | SIDE RAIL    |       | 2                     |
| P11        | SLAT         |       | 4                     |
| P12        | SLAT SUPPORT |       | KING = 8<br>QUEEN = 4 |
| P13        | LEVELER      |       | KING = 8<br>QUEEN = 4 |

## HARDWARE LIST

| No. | DESCRIPTION         | IMAGE | QTY |
|-----|---------------------|-------|-----|
| H5  | BOLT 5/16" x 4 1/4" |       | 8   |
| H6  | "C" WASHER          |       | 8   |
| H7  | HEX NUT 5/16"       |       | 8   |
| H8  | WRENCH 5/16"        |       | 1   |
| H9  | SCREW M4 x 1 1/4"   |       | 8   |

**NOTE:** PO# is located underneath/ inside of each item. Please be prepared to provide this # should any claim be necessary.

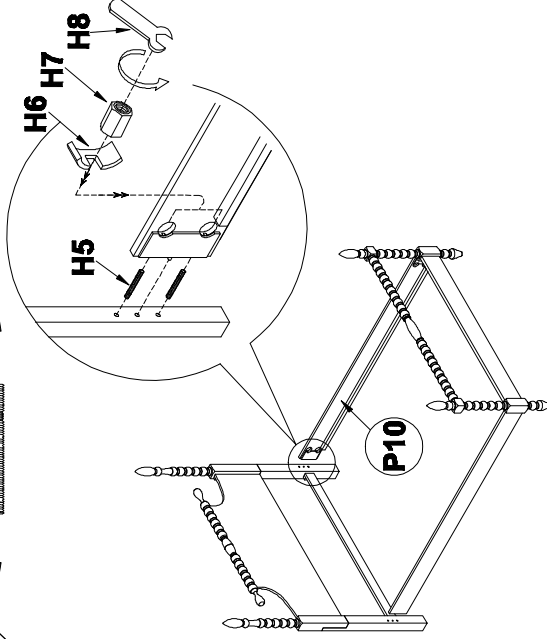
**CAUTION:** Item is heavy assembly should be performed by two people.

## DISCLAIMER:

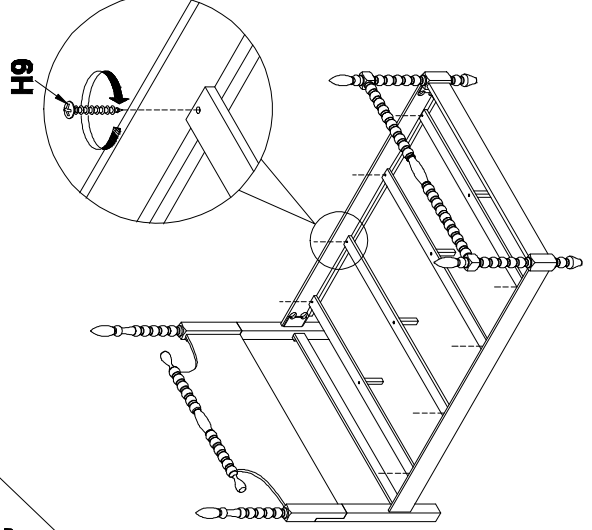
When properly assembled, this item is safe for intended use. Seller is not liable for any damages resulting from item being improperly assembled after purchase.

5

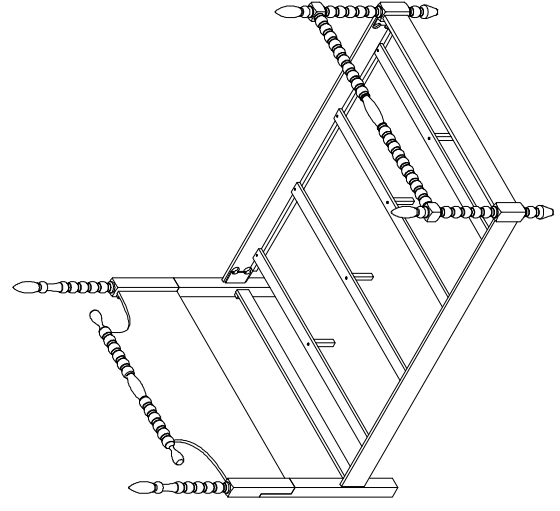
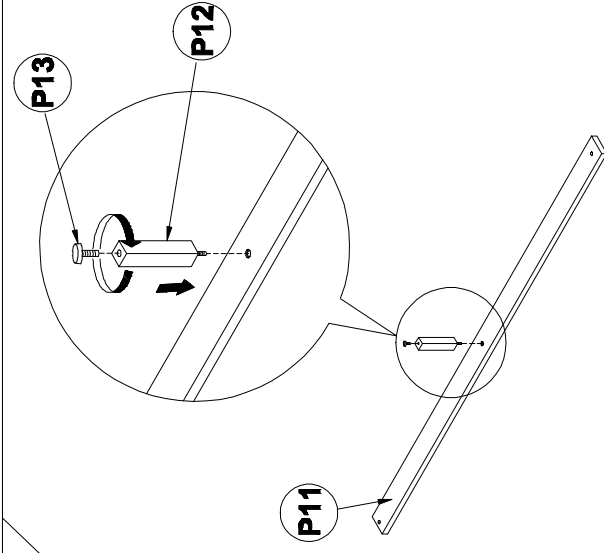
Note:  
Side rail  
H5  
HB or FB



7



6



**ASSEMBLED COMPLETE**