



# ASSEMBLY INSTRUCTIONS

## Description: Isla Accent Chair

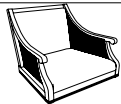
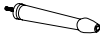


### Important safety instructions:


- Please carefully read all instructions before assembling.
- For your safety and ease, assembly by two or more adults is recommended.
- Keep instructions for future use.

### Pre-assembly:





- Do not discard any contents until after assembly is complete to avoid accidentally discarding small parts or hardware.
- Remove all parts and hardware from box along with any plastic protective packaging.

### Parts List

Item	Description	QTY
P1	Chair Top 	1
P2	Front Legs 	2
P3	Left Back Legs 	1
P4	Right Back Legs 	1



### Hardware List

Item	Description	QTY
H1	Bolts $\phi 5/16$ "*2-1/4"L 	4
H2	Lock Washers 5/16" 	4
H3	Flat Washers 5/16" 	4
H4	Allen Wrench 5/16" 	1

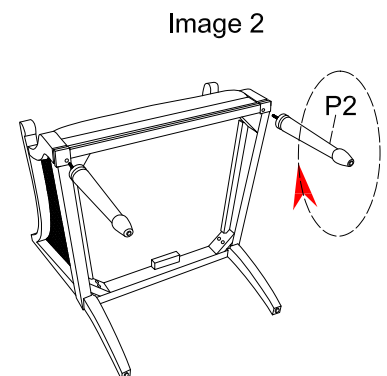
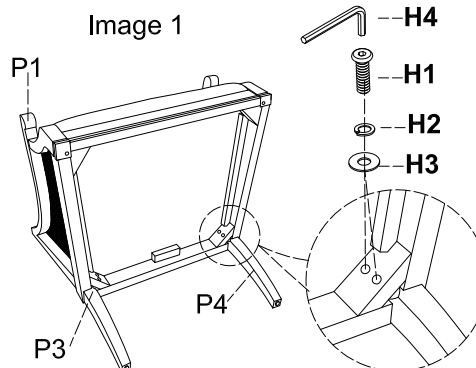
### DISCLAIMER:

**WHEN PROPERLY ASSEMBLED, THIS ITEM IS SAFE FOR INTENDED USE. SELLER IS NOT LIABLE FOR ANY DAMAGES RESULTING FROM ITEM BEING IMPROPERLY ASSEMBLED AFTER PURCHASE.**

### Assembly Procedures:

- Step 1. Assemble the chair on a flat, soft surface such as a carpet or cloth to prevent scratching the finish. Attach the left back legs (P3) and right back leg (P4) to the chair top (P1) following the label P3 and P4 on the legs as shown below image 1.
- Step 2. Attach the front legs (P2) to the chair top (P1) as shown below image 2.
- Step 3. a. Securely tighten all bolts with Allen wrench (H4).  
 b. Turn the assembled chair to an upright position. Assembly is complete.  
 c. Failure to follow these instructions may cause the bolts to misalign during assembly.

- (H1)x4 Bolts  $\phi 5/16$ "\*2-1/4"L 
- (H2)x4 Lock Washers 5/16" 
- (H3)x4 Flat Washers 5/16" 
- (H4)x1 Allen Wrench 5/16" 



**ADDITIONAL NOTE ABOUT SAFETY: BOLTS MAY LOOSEN DURING NORMAL EVERYDAY USE. THEY SHOULD BE PERIODICALLY INSPECTED AND RE-TIGHTENED TO PREVENT DAMAGE OR INJURY. ALWAYS CHECK TO BE SURE THAT ALL HARDWARE IS KEPT TIGHTENED.**

Thank you for your purchase