




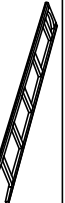








MADISON PARK® PARKER SHELF

Assembly instructions:

PARTS LIST			
No.	DESCRIPTION	IMAGE	QTY
P1	SHELF		1
P2	SHELF		1
P3	SHELF		1
P4	SHELF		1
P5	SHELF		1
P6	LEGS		2


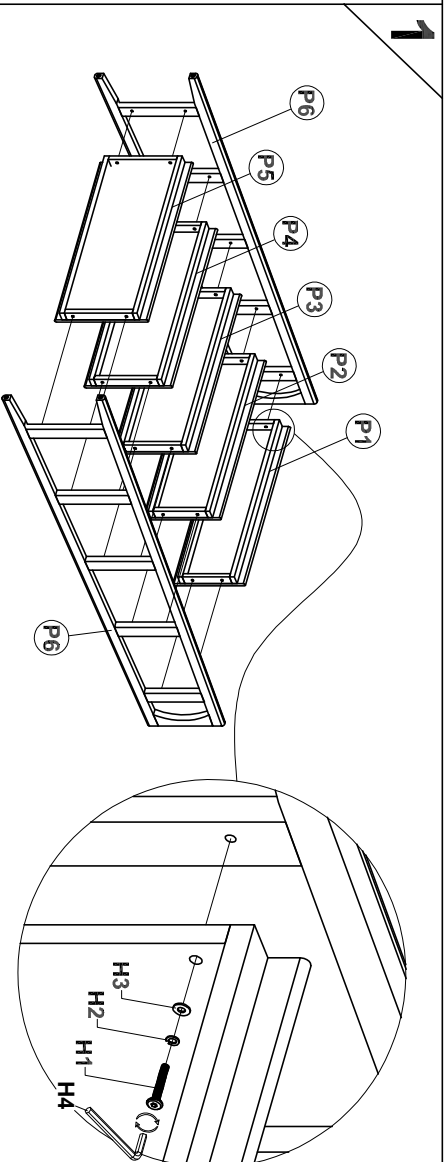
HARDWARE LIST			
No.	DESCRIPTION	IMAGE	QTY
H1	BOLT (ø1/4" x 38mm)		20
H2	SPRING WASHER (ø1/4" x 11mm)		20
H3	FLAT WASHER (ø1/4" x 16mm)		20
H4	ALLEN KEY (M4 x 60mm)		1
H5	ANTI TIP KIT		1 SET
H6	SCREW DRIVER		NOT PROVIDE

NOTE: PO # is located underneath/ at the back side of each item. Please be prepared to provide this # should any claim be necessary.

CAUTION: Item is heavy. Assembly should be performed by two people.

DISCLAIMER:

When properly assembled, this item is safe for intended use. Seller is not liable for any damages resulting from item being improperly assembled after purchase.



ASSEMBLY COMPLETED

Warning: Serious or fatal injuries can occur from furniture tip-over. To help prevent furniture tip-over: Use provided mounting hardware to secure furniture to the wall. This may reduce but not eliminate the risk of furniture tip-over. Do not allow children to climb on furniture. Keep remote controls, toys, and other items that might attract children off of this product. Unless specifically designed to accommodate, do not set televisions or other heavy objects on top of this product.