

How to reset your password

1. Go to EECUS or EEC Login Site as below
EECUS: www.eecsystem.com (Warehouse, Chargeback, Evaluation etc.)
EEC: <https://eecsystem.cn> (Production, Shipment, Claim etc.)


2. Click < **Forget Your Password?** >


Language:	<input checked="" type="radio"/> English <input type="radio"/> 中文
User Name:	<input type="text"/>
Password	<input type="password"/>
	<input type="checkbox"/> Remember User Name
	<input type="button" value="OK"/> <input type="button" value="Reset"/>
	Forgot Your Password ? 

3. Type **Email** and enter **Check Code** and click **Submit**.

E&E Co., Ltd.

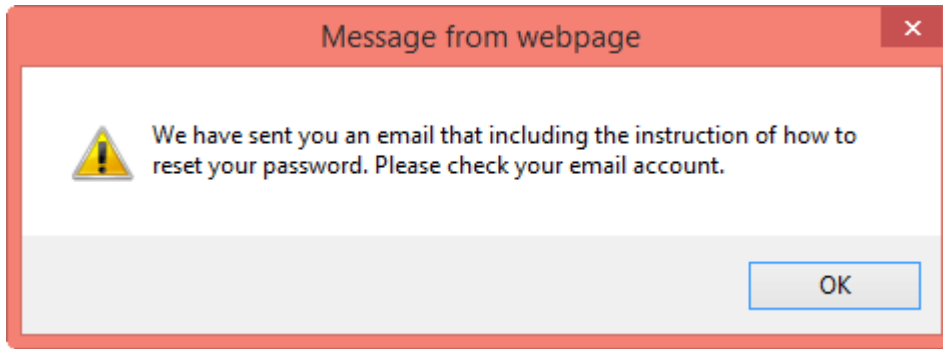
Forgot Your Password ?

Email: 

Check Code: 

Note: Your user name is your email address. If you do not have a user name, please send email to eehelpdesk@syncsoftinc.com or eehelpdesk@jlahome.com to request one once you get the approval of your supervisor.

4. Once you submit successfully, you will be the below message and click OK



5. Check your email and click the hyperlink in the email

Dear Laurie Sun,

You have requested for reset a new password to your EEC account. To do so, please click on the link below.

<https://eecsystem.cn/ResetPwd.aspx?email=sunxiaohu%40jlachina.com&opt=verifyemail&type=0&signedData=d6404280-a84f-424c-b304-b4da03637c62&Language=en-us>

*Please note that you have 24 hours to reset your password. Otherwise, the link will become invalid.

Thank you for your support!

EEC Help Desk

Sync Soft Inc.

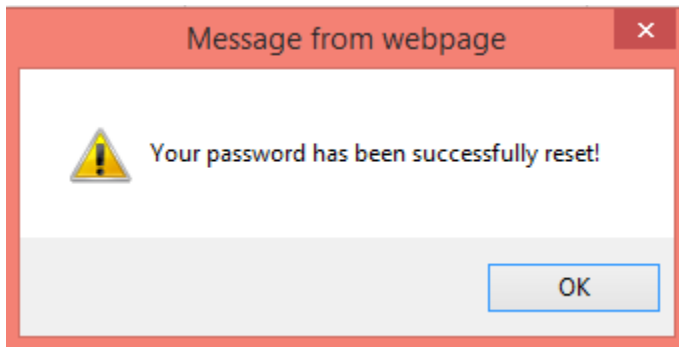
Email: eechelpdesk@syncsoftinc.com

EECUS Site: www.eecsystem.com

EEC Site: www.eecsystem.cn

6. Enter **New Password** and **Confirm Password** and click **Submit**

7. When you get the below your password has been successfully message, click **OK**.



8. It will return to EECUS or EEC Login Page and enter your name and new password
EECUS: www.eecsystem.com or EEC: www.eecsystem.cn